

# City of Deer Park Annual Budget for the Fiscal Year October 1, 2016 – September 30, 2017

Presented by:  
James Stokes, City Manager

This budget will raise more revenue from property taxes than last year's budget by an amount of \$1,171,897 which is a 7.85 percent increase from last year's budget. The property tax revenue to be raised from new property added to the tax roll this year is \$448,543.

## City Council Record Vote

On September 20, 2016, the members of the governing body voted on the adoption of the budget as follows:

Jerry Mouton	Mayor
Sherry Garrison	Position 1
Thane Harrison	Position 2
Tommy Ginn	Position 3
Bill Patterson	Position 4
Ron Martin	Position 5
Rae Sinor	Position 6

## Property Tax Rate Comparison (Per \$100 Valuation)

	<u>FY 2015-2016</u>	<u>FY 2016-2017</u>
Adopted Tax Rate	\$0.714352	\$0.720000
Effective Tax Rate	\$0.663828	\$0.683862
Effective M&O Tax Rate	\$0.477511	\$0.493662
Rollback Tax Rate	\$0.714352	\$0.733211
Debt Tax Rate	\$0.198641	\$0.200057

Debt obligations secured by property taxes in fiscal year 2016-2017 are \$4,472,018.

**CITY OF DEER PARK  
2016 - 2017 ANNUAL BUDGET  
GENERAL FUND REVENUES & RESOURCES**

DESCRIPTION	ACTUAL 14-15	BUDGET 15-16	ESTIMATED 15-16	PROJECTED 16-17
<b><u>Tax Revenue</u></b>				
3101 Current Taxes	\$ 10,688,940	\$ 11,013,328	\$ 11,667,471	\$ 12,946,440
3102 Industrial District	13,628,122	12,798,700	13,054,523	11,528,238
3111 Delinquent Taxes	103,661	83,000	131,250	103,000
3112 Delinquent Industrial District	-	-	-	-
3115 Penalty & Interest	140,576	111,000	111,000	111,000
3118 Tax Certificates	290	250	180	200
3119 Attorney Fees	-	50,000	49,211	50,000
3120 Sales Tax Revenue	6,246,868	5,600,000	6,300,000	5,800,000
3121 Franchise Tax Revenue	<u>2,321,036</u>	<u>2,200,000</u>	<u>2,000,000</u>	<u>2,050,000</u>
<b>Total Tax Revenue</b>	<b><u>33,129,494</u></b>	<b><u>31,856,278</u></b>	<b><u>33,313,635</u></b>	<b><u>32,588,878</u></b>
<b><u>Service Fees</u></b>				
3202 Commercial Garbage Fees	957,398	942,000	956,000	950,000
3205 Garbage Sack Fees	17,340	19,000	18,940	18,000
3206 Commercial Garbage Contract Fee	113,963	113,040	114,720	114,000
3207 Commercial Garbage Processing Fee	75,975	75,360	76,480	76,000
3212 Late Charges	<u>10,211</u>	<u>12,900</u>	<u>11,000</u>	<u>10,000</u>
<b>Total Service Fees</b>	<b><u>1,174,888</u></b>	<b><u>1,162,300</u></b>	<b><u>1,177,140</u></b>	<b><u>1,168,000</u></b>
<b><u>Fines</u></b>				
3307 Uniform Traffic Act	19,913	18,000	27,190	27,000
3308 Arrest Fees	43,161	41,000	60,677	60,000
3309 Warrant Fees	152,219	170,000	197,178	197,000
3310 Court Fines & Fees	921,011	900,000	1,168,805	1,168,000
3311 Pound Fees	14,210	14,500	14,200	14,200
3312 Mowing Fees	39,979	25,000	39,000	39,000
3313 Library Fines	15,765	14,000	14,000	14,000
3314 Time-to-Pay (TTP) Fee	<u>23,282</u>	<u>25,000</u>	<u>29,439</u>	<u>29,000</u>
<b>Total Fines</b>	<b><u>1,229,540</u></b>	<b><u>1,207,500</u></b>	<b><u>1,550,489</u></b>	<b><u>1,548,200</u></b>
<b><u>Permits &amp; Licenses</u></b>				
3408 Alarm Permits	60,825	50,000	55,000	50,000
3409 False Alarm Fees	23,500	20,000	6,000	10,000
3410 Building Permits	348,294	320,000	336,000	320,000
3411 Electrical Permits	27,843	34,000	43,000	40,000
3412 Mechanical Permits	31,780	35,000	38,000	35,000
3419 Liquor License	2,724	2,500	2,500	2,500
3420 Specific Use Permits	1,800	1,500	1,200	1,000
3421 Variance Permits	3,150	2,000	1,500	1,500
3440 Electrical Licenses	23,530	24,500	27,000	25,000
3441 Dog License Fees	3,240	3,000	3,000	3,000
3442 Wrecker License Fees	500	500	500	500
3443 Private Ambulance Permits	<u>4,075</u>	<u>5,450</u>	<u>1,400</u>	<u>1,400</u>
<b>Total Permits &amp; Licenses</b>	<b><u>531,262</u></b>	<b><u>498,450</u></b>	<b><u>515,100</u></b>	<b><u>489,900</u></b>

**CITY OF DEER PARK  
2016 - 2017 ANNUAL BUDGET  
GENERAL FUND REVENUES & RESOURCES**

DESCRIPTION	ACTUAL 14-15	BUDGET 15-16	ESTIMATED 15-16	PROJECTED 16-17
<b><u>User Fees</u></b>				
3504 Rezoning Request Fees	2,050	1,000	2,000	2,000
3505 Recreation Program Fees	136,522	125,000	100,000	100,000
3506 Dance Program Fees	96,732	90,000	110,000	110,000
3507 Theatre Program Fees	138,831	30,000	40,000	40,000
3509 Pool Concessions	19,926	12,000	15,000	15,000
3510 Instruction Class Fees	71,769	75,000	70,000	70,000
3511 Building Rental Fees	90,592	115,000	90,000	75,000
3512 Coin & Vending Mach. Fees	3,787	5,000	5,000	5,000
3513 Pool Admission Fees	64,421	40,000	50,000	50,000
3514 Map Revenues	-	-	-	-
3515 Plat Filing Fees	10,565	1,000	3,500	1,500
3516 Subdivision Street Light Fees	28,109	-	-	10,000
3517 Athletic Fees	115,039	35,000	100,000	100,000
3518 Maxwell Program Fees	65,089	74,000	75,000	80,000
3519 Garage Sale Fees	7,420	8,000	8,220	7,400
3520 Filing Fees	465	500	475	500
3522 Ambulance Fees	569,685	500,000	640,000	500,000
3523 Drill Field Fees	49,772	30,000	45,000	30,000
3524 Police Department Programs	8,155	3,000	6,500	3,000
3525 DPISD SRO Program	179,122	150,000	150,000	150,000
3526 STEP Program	46,374	49,000	45,000	45,000
3527 Fire Marshal Fees	24,359	20,000	20,000	20,000
3529 Aquatic Program Fees	-	5,000	5,000	5,000
3530 Pool Rental Fees	-	10,000	10,000	10,000
3531 Theatre Ticket Fees	-	100,000	130,000	130,000
<b>Total User Fees</b>	<b><u>1,728,783</u></b>	<b><u>1,478,500</u></b>	<b><u>1,720,695</u></b>	<b><u>1,559,400</u></b>

**CITY OF DEER PARK  
2016 - 2017 ANNUAL BUDGET  
GENERAL FUND REVENUES & RESOURCES**

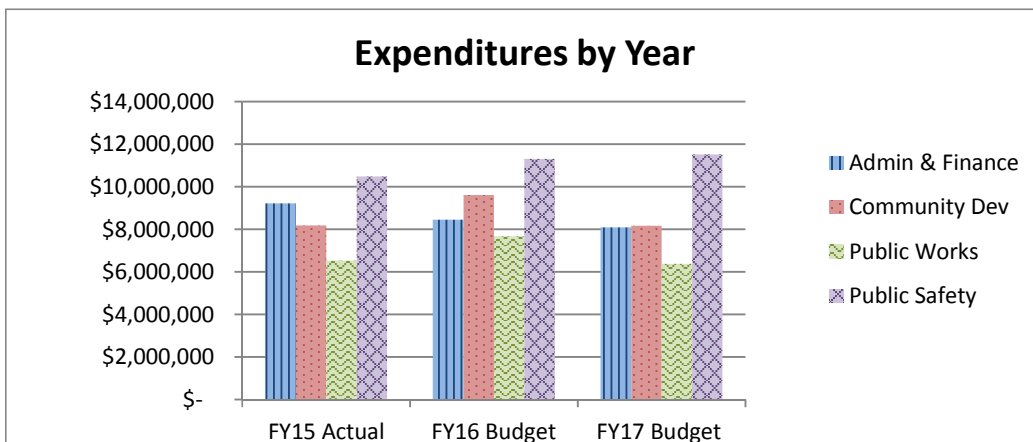
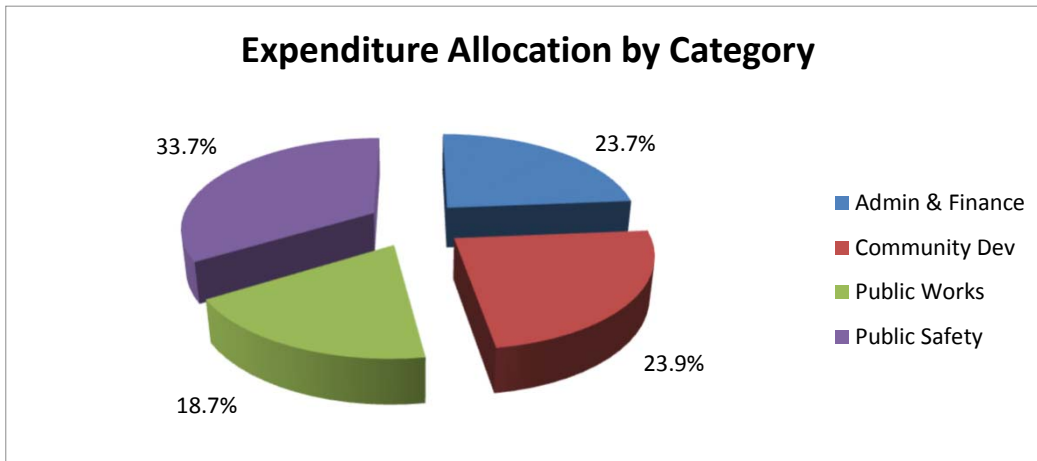
DESCRIPTION	ACTUAL 14-15	BUDGET 15-16	ESTIMATED 15-16	PROJECTED 16-17
<b><u>Other Revenue</u></b>				
3612 Meals for Seniors	26,189	21,000	25,000	25,000
3613 Afterschool Program	356,296	385,000	350,000	350,000
3614 Sale of Surplus Materials	93,629	10,000	10,000	10,000
3615 Sale of Handicapped Parking Signs	-	-	-	-
3620 Investment Revenue	24,452	72,000	75,000	80,000
3626 Copy Fees	6,699	2,500	7,400	2,500
3627 Accident Reports	2,061	1,500	3,000	1,500
3630 Insurance Reimbursement	-	-	-	-
3631 Miscellaneous Revenue	58,093	2,500	32,000	2,500
3660 Cash Over/Short	2,127	-	-	-
3698 Proceeds from Capital Leases	103,455	-	-	-
3699 Intergovernmental Revenue	-	-	-	-
<b>Total Other Revenue</b>	<b><u>673,001</u></b>	<b><u>494,500</u></b>	<b><u>502,400</u></b>	<b><u>471,500</u></b>
<b><u>Special Revenue</u></b>				
3830 Texas Forest Service Grant	15,736	12,420	8,000	10,000
3837 SETRAC Grant	-	-	-	-
3840 Bulletproof Vest Grant	6,881	-	-	-
<b>Total Special Revenue</b>	<b><u>22,617</u></b>	<b><u>12,420</u></b>	<b><u>8,000</u></b>	<b><u>10,000</u></b>
<b>Total Current Revenue</b>	<b>38,489,584</b>	<b>36,709,948</b>	<b>38,787,459</b>	<b>37,835,878</b>
<b><u>Resources</u></b>				
3640 Transfer from Water/Sewer	91,340	94,480	94,480	98,200
3642 Transfer from Municipal Court Fund	90,000	96,646	96,646	158,169
3642 Transfer from Hotel/Motel Tax Fund	123,310	146,000	156,500	168,500
<b>Total Resources</b>	<b><u>304,650</u></b>	<b><u>337,126</u></b>	<b><u>347,626</u></b>	<b><u>424,869</u></b>
<b>Total Current Revenue &amp; Resources</b>	<b>38,794,234</b>	<b>37,047,074</b>	<b>39,135,085</b>	<b>38,260,747</b>
<b>Prior Year Revenue</b>	<b>-</b>	<b>-</b>	<b>-</b>	<b><u>263,325</u></b>
<b>Total Revenue &amp; Resources</b>	<b><u>\$ 38,794,234</u></b>	<b><u>\$ 37,047,074</u></b>	<b><u>\$ 39,135,085</u></b>	<b><u>\$ 38,524,072</u></b>

**CITY OF DEER PARK  
2016-2017 ANNUAL BUDGET  
GENERAL FUND EXPENDITURE SUMMARY**

DEPARTMENT		ACTUAL 14-15	BUDGET 15-16	ESTIMATED 15-16	ADOPTED 16-17
<b><u>ADMINISTRATION &amp; FINANCE</u></b>					
101	Mayor & Council	\$ 59,830	\$ 60,966	\$ 58,292	\$ 63,350
102	City Manager	773,894	820,552	817,545	910,202
103	Boards & Commissions	11,203	15,408	15,335	15,408
104	Municipal Court	402,395	433,976	381,921	419,506
105	General Government	5,179,912	3,859,918	5,556,488	4,560,207
106	Legal Services	96,755	152,000	138,550	152,000
107	Human Resources	310,416	383,091	338,409	343,225
200	Information Technology	1,355,714	1,548,514	1,391,742	1,483,441
201	Finance	575,261	648,736	617,390	663,161
202	City Secretary	379,094	444,227	411,594	453,700
314	Warehouse	75,713	81,074	79,825	76,355
<b>Total Administration &amp; Finance</b>		<b><u>9,220,187</u></b>	<b><u>8,448,462</u></b>	<b><u>9,807,091</u></b>	<b><u>9,140,555</u></b>
<b><u>COMMUNITY DEVELOPMENT</u></b>					
401	Planning & Development	1,875,703	2,033,303	1,898,311	1,959,379
409	Beautification	40,192	25,000	25,000	25,000
410	Park Maintenance	1,883,710	2,623,323	2,464,789	3,259,668
411	Recreation	1,503,422	1,618,423	1,570,456	1,559,153
412	Athletics & Aquatics	666,340	822,457	898,896	874,318
415	Senior Services	515,480	585,750	523,683	562,589
416	After School Program	298,739	356,134	323,199	393,645
417	Drama	401,509	492,441	500,714	452,606
420	Library	991,581	1,057,150	987,538	1,122,332
<b>Total Community Development</b>		<b><u>8,176,677</u></b>	<b><u>9,613,981</u></b>	<b><u>9,192,586</u></b>	<b><u>10,208,690</u></b>
<b><u>PUBLIC WORKS</u></b>					
413	Building Maintenance	586,366	650,866	578,687	687,571
402	Sanitation	3,610,552	4,365,252	3,546,190	3,857,439
403	Street Maintenance	1,387,366	1,487,662	1,337,285	1,449,559
404	Fleet Maintenance	705,147	927,349	692,366	962,702
405	Humane Services	237,331	242,080	230,850	258,733
<b>Total Public Works</b>		<b><u>6,526,762</u></b>	<b><u>7,673,209</u></b>	<b><u>6,385,378</u></b>	<b><u>7,216,004</u></b>

**CITY OF DEER PARK  
2016-2017 ANNUAL BUDGET  
GENERAL FUND EXPENDITURE SUMMARY**

DEPARTMENT	ACTUAL 14-15	BUDGET 15-16	ESTIMATED 15-16	ADOPTED 16-17
<b><u>PUBLIC SAFETY</u></b>				
300 Police Department	8,378,383	8,969,895	8,687,612	9,446,760
303 Emergency Management	403,997	473,523	457,592	446,259
304 Fire Department	746,200	772,558	736,104	687,712
305 Emergency Medical Services	826,229	934,441	953,608	1,176,424
307 Fire Marshal	120,395	161,005	150,355	151,668
<b>Total Public Safety</b>	<b><u>10,475,205</u></b>	<b><u>11,311,422</u></b>	<b><u>10,985,271</u></b>	<b><u>11,908,823</u></b>
<b>TOTAL OPERATING BUDGET</b>	<b><u>34,398,830</u></b>	<b><u>37,047,074</u></b>	<b><u>36,370,326</u></b>	<b><u>38,474,072</u></b>
<b><u>TRANSFERS OUT</u></b>				
Operating Transfer Out - CIP	-	-	2,130,000	-
Operating Transfer Out - Golf Course Lease	-	-	-	50,000
<b>TOTAL TRANSFERS OUT</b>	<b>-</b>	<b>-</b>	<b>2,130,000</b>	<b>50,000</b>
<b>TOTAL EXPENDITURES</b>	<b><u>\$ 34,398,830</u></b>	<b><u>\$ 37,047,074</u></b>	<b><u>\$ 38,500,326</u></b>	<b><u>\$ 38,524,072</u></b>



**CITY OF DEER PARK  
2016-2017 ANNUAL BUDGET**

**EXPENDITURE SUMMARY**

**101 - MAYOR AND COUNCIL**

DESCRIPTION	ACTUAL 14-15	BUDGET 15-16	ESTIMATED 15-16	ADOPTED 16-17
Personnel & Related	\$ 17,117	\$ 17,116	\$ 17,117	\$ 17,200
Services	40,729	37,850	38,100	40,150
Supplies	<u>1,984</u>	<u>6,000</u>	<u>3,075</u>	<u>6,000</u>
<b>Total Expenditures</b>	<b><u>\$ 59,830</u></b>	<b><u>\$ 60,966</u></b>	<b><u>\$ 58,292</u></b>	<b><u>\$ 63,350</u></b>

**PERSONNEL SCHEDULE**

Mayor	1	1	1	1
Council Members	6	6	6	6

**PROGRAM DESCRIPTION**

The Mayor and members of the City Council are elected by the citizens of Deer Park on an alternating basis and serve as the legislative body of the City of Deer Park. They are equal in power and authority and take an oath to faithfully execute the duties of the office to which they are elected. Their duties are the immediate preservation of the public peace, healthy, safety and welfare of the citizens of the City. They are charged with the responsibility of passing legislation in the best interest of the citizens of the City and meet the first and third Tuesday of each month.

**CITY OF DEER PARK  
2016-2017 ANNUAL BUDGET**

**101 - MAYOR AND COUNCIL**

DESCRIPTION	ACTUAL 14-15	BUDGET 15-16	ESTIMATED 15-16	ADOPTED 16-17
<b><u>4100 PERSONNEL &amp; RELATED</u></b>				
4106 Social Security/Medicare	\$ 1,217	\$ 1,216	\$ 1,217	\$ 1,300
4116 Public Official Compensation	<u>15,900</u>	<u>15,900</u>	<u>15,900</u>	<u>15,900</u>
<b>Total Personnel &amp; Related</b>	<b><u>17,117</u></b>	<b><u>17,116</u></b>	<b><u>17,117</u></b>	<b><u>17,200</u></b>
<b><u>4200 SERVICES</u></b>				
4219 Mobile Technology	-	-	1,400	2,300
4250 Training & Travel	38,303	35,000	34,200	35,000
4251 Subscriptions	300	350	300	350
4255 Community/Employee Affairs	<u>2,126</u>	<u>2,500</u>	<u>2,200</u>	<u>2,500</u>
<b>Total Services</b>	<b><u>40,729</u></b>	<b><u>37,850</u></b>	<b><u>38,100</u></b>	<b><u>40,150</u></b>
<b><u>4300 SUPPLIES</u></b>				
4301 Office Supplies	597	2,000	1,000	2,000
4303 Operational Supplies	1,286	1,600	1,350	1,600
4304 Data Processing Supplies	-	1,500	300	1,500
4307 Postage	101	600	375	600
4308 Small Tools & Minor Equipment	-	100	50	100
4348 Books	<u>-</u>	<u>200</u>	<u>-</u>	<u>200</u>
<b>Total Supplies</b>	<b><u>1,984</u></b>	<b><u>6,000</u></b>	<b><u>3,075</u></b>	<b><u>6,000</u></b>
<b>TOTAL EXPENDITURES</b>	<b><u>\$ 59,830</u></b>	<b><u>\$ 60,966</u></b>	<b><u>\$ 58,292</u></b>	<b><u>\$ 63,350</u></b>



**CITY OF DEER PARK  
2016-2017 ANNUAL BUDGET**

**EXPENDITURE SUMMARY**

**102 - CITY MANAGER**

DESCRIPTION	ACTUAL 14-15	BUDGET 15-16	ESTIMATED 15-16	ADOPTED 16-17
Personnel & Related	\$ 753,687	\$ 788,402	\$ 794,220	\$ 877,952
Services	12,946	18,600	15,460	18,700
Supplies	7,262	13,350	7,765	13,350
Repairs & Maintenance	-	200	100	200
<b>Total Expenditures</b>	<b>\$ 773,894</b>	<b>\$ 820,552</b>	<b>\$ 817,545</b>	<b>\$ 910,202</b>

**PERSONNEL SCHEDULE**

City Manager	1	1	1	1
Assistant City Manager	1	1	1	1
Economic Development Administrator	1	1	1	1
Executive Assistant	1	1	1	1
Special Projects Coordinator	1	1	1	1
Public Relations/Marketing Specialist	1	1	1	1
Receptionists - Part - Time	2	2	2	2

**PROGRAM DESCRIPTION**

The City Manager is responsible to the City Council for the proper administration of the affairs of the City's government.

**CITY OF DEER PARK  
2016-2017 ANNUAL BUDGET**

**102 - CITY MANAGER**

DESCRIPTION	ACTUAL 14-15	BUDGET 15-16	ESTIMATED 15-16	ADOPTED 16-17
<b><u>4100 PERSONNEL &amp; RELATED</u></b>				
4101 Salaries - Full Time	\$ 551,669	\$ 569,066	\$ 574,630	\$ 611,021
4102 Salaries - Part Time	4,986	11,700	16,638	28,350
4104 Salaries - Overtime	2,360	1,100	5,140	5,000
4106 Social Security/Medicare	37,742	45,179	41,893	49,910
4107 TMRS	83,297	81,986	77,508	93,740
4108 Health & Life Insurance	58,042	63,708	62,625	73,860
4109 Workers Compensation	1,046	1,083	607	891
4111 Car Allowance	14,400	14,400	14,400	14,400
4114 Section 125 Admin Fee	144	180	134	135
4117 Health Savings Account	-	-	645	645
<b>Total Personnel &amp; Related</b>	<b><u>753,687</u></b>	<b><u>788,402</u></b>	<b><u>794,220</u></b>	<b><u>877,952</u></b>
<b><u>4200 SERVICES</u></b>				
4216 Mobile Telephone	764	1,100	900	1,100
4250 Training & Travel	7,729	12,000	10,000	12,000
4251 Subscriptions	551	500	560	600
4252 Dues & Fees	<u>3,901</u>	<u>5,000</u>	<u>4,000</u>	<u>5,000</u>
<b>Total Services</b>	<b><u>12,946</u></b>	<b><u>18,600</u></b>	<b><u>15,460</u></b>	<b><u>18,700</u></b>
<b><u>4300 SUPPLIES</u></b>				
4301 Office Supplies	3,515	5,100	3,600	5,100
4304 Data Processing Supplies	571	600	590	600
4305 Printing	2,068	3,000	2,000	3,000
4307 Postage	389	750	400	750
4308 Small Tools & Minor Equipment	547	3,500	1,000	3,500
4311 Uniforms	125	150	125	150
4348 Books	<u>47</u>	<u>250</u>	<u>50</u>	<u>250</u>
<b>Total Supplies</b>	<b><u>7,262</u></b>	<b><u>13,350</u></b>	<b><u>7,765</u></b>	<b><u>13,350</u></b>

**CITY OF DEER PARK  
2016-2017 ANNUAL BUDGET**

**102 - CITY MANAGER**

DESCRIPTION	ACTUAL 14-15	BUDGET 15-16	ESTIMATED 15-16	ADOPTED 16-17
<b><u>4400 REPAIRS &amp; MAINTENANCE</u></b>				
4402 Machinery & Equipment	-	200	100	200
<b>Total Repairs &amp; Maintenance</b>	<b>-</b>	<b>200</b>	<b>100</b>	<b>200</b>
<b>TOTAL EXPENDITURES</b>	<b><u>\$ 773,894</u></b>	<b><u>\$ 820,552</u></b>	<b><u>\$ 817,545</u></b>	<b><u>\$ 910,202</u></b>

**CITY OF DEER PARK  
2016-2017 ANNUAL BUDGET**

**EXPENDITURE SUMMARY**

**103 - BOARDS AND COMMISSIONS**

DESCRIPTION	ACTUAL 14-15	BUDGET 15-16	ESTIMATED 15-16	ADOPTED 16-17
Personnel & Related	\$ 7,697	\$ 7,858	\$ 7,858	\$ 7,858
Services	2,970	6,400	6,560	6,600
Supplies	<u>535</u>	<u>1,150</u>	<u>917</u>	<u>950</u>
<b>Total Expenditures</b>	<b><u>\$ 11,203</u></b>	<b><u>\$ 15,408</u></b>	<b><u>\$ 15,335</u></b>	<b><u>\$ 15,408</u></b>

**PROGRAM DESCRIPTION**

Boards and Commissions are appointed by the City Council and provide recommendations on matters related to the Board of Adjustment, Library, Parks and Recreation, and Planning and Zoning.

**CITY OF DEER PARK  
2016-2017 ANNUAL BUDGET**

**103 - BOARDS AND COMMISSIONS**

DESCRIPTION	ACTUAL 14-15	BUDGET 15-16	ESTIMATED 15-16	ADOPTED 16-17
<b><u>4100 PERSONNEL &amp; RELATED</u></b>				
4106 Social Security/Medicare	\$ 547	\$ 558	\$ 558	\$ 558
4116 Public Official Compensation	<u>7,150</u>	<u>7,300</u>	<u>7,300</u>	<u>7,300</u>
<b>Total Personnel &amp; Related</b>	<b><u>7,697</u></b>	<b><u>7,858</u></b>	<b><u>7,858</u></b>	<b><u>7,858</u></b>
<b><u>4200 SERVICES</u></b>				
4250 Training & Travel	-	3,200	3,100	3,100
4252 Dues & Fees	939	1,200	1,160	1,200
4255 Community/Employee Affairs	<u>2,031</u>	<u>2,000</u>	<u>2,300</u>	<u>2,300</u>
<b>Total Services</b>	<b><u>2,970</u></b>	<b><u>6,400</u></b>	<b><u>6,560</u></b>	<b><u>6,600</u></b>
<b><u>4300 SUPPLIES</u></b>				
4305 Printing	128	200	200	200
4307 Postage	407	650	427	450
4348 Books	<u>-</u>	<u>300</u>	<u>290</u>	<u>300</u>
<b>Total Supplies</b>	<b><u>535</u></b>	<b><u>1,150</u></b>	<b><u>917</u></b>	<b><u>950</u></b>
<b>TOTAL EXPENDITURES</b>	<b><u>\$ 11,203</u></b>	<b><u>\$ 15,408</u></b>	<b><u>\$ 15,335</u></b>	<b><u>\$ 15,408</u></b>

**CITY OF DEER PARK  
2016-2017 ANNUAL BUDGET**

**EXPENDITURE SUMMARY**

**104 - MUNICIPAL COURT**

DESCRIPTION	ACTUAL 14-15	BUDGET 15-16	ESTIMATED 15-16	ADOPTED 16-17
Personnel & Related	\$ 361,296	\$ 386,126	\$ 333,021	\$ 371,656
Services	23,626	29,650	31,450	29,650
Supplies	6,867	13,200	11,450	13,200
Repairs & Maintenance	<u>10,606</u>	<u>5,000</u>	<u>6,000</u>	<u>5,000</u>
<b>Total Expenditures</b>	<b><u>\$ 402,395</u></b>	<b><u>\$ 433,976</u></b>	<b><u>\$ 381,921</u></b>	<b><u>\$ 419,506</u></b>

**PERSONNEL SCHEDULE**

Judge	1	1	1	1
Alternate Judge	3	3	3	3
Prosecutor	2	2	2	2
Court Administrator	1	1	1	1
Chief Deputy Court Clerk	1	1	1	1
Deputy Court Clerk	3	3	3	3
Part-time Clerk	2	1	0	0

**PROGRAM DESCRIPTION**

The Municipal Court is responsible for the judicial process of Class C misdemeanors originating from traffic citations, City ordinance violations, citizen complaints, and misdemeanor arrests. The Court must prepare dockets, schedule trials, process juries, record and collect fine payments, and issue warrants. Additionally, the Court compiles reports and provides these to the State and City offices. The Municipal Court Judge holds court as needed including morning and evening dockets and a separate docket to accommodate juvenile defendants.

**CITY OF DEER PARK  
2016-2017 ANNUAL BUDGET**

**104 - MUNICIPAL COURT**

DESCRIPTION	ACTUAL 14-15	BUDGET 15-16	ESTIMATED 15-16	ADOPTED 16-17
<b><u>4100 PERSONNEL &amp; RELATED</u></b>				
4101 Salaries - Full Time	\$ 241,626	\$ 240,739	\$ 215,125	\$ 241,139
4102 Salaries - Part Time	-	7,953	7,953	7,953
4104 Salaries - Overtime	215	3,000	205	3,000
4106 Social Security/Medicare	20,558	21,666	19,500	19,024
4107 TMRS	35,447	33,998	27,950	34,641
4108 Health & Life Insurance	27,876	43,032	27,100	28,560
4109 Workers Compensation	392	458	251	343
4114 Section 125 Admin Fee	178	180	137	180
4116 Public Official Compensation	35,004	35,100	34,800	36,816
4117 Health Savings Account	-	-	-	-
<b>Total Personnel &amp; Related</b>	<b><u>361,296</u></b>	<b><u>386,126</u></b>	<b><u>333,021</u></b>	<b><u>371,656</u></b>
<b><u>4200 SERVICES</u></b>				
4235 Insurance Fidelity	-	-	100	200
4250 Training & Travel	1,950	3,200	1,950	3,000
4251 Subscriptions	36	200	50	200
4252 Dues & Fees	200	250	250	250
4290 Contract Labor	<u>21,440</u>	<u>26,000</u>	<u>29,100</u>	<u>26,000</u>
<b>Total Services</b>	<b><u>23,626</u></b>	<b><u>29,650</u></b>	<b><u>31,450</u></b>	<b><u>29,650</u></b>
<b><u>4300 SUPPLIES</u></b>				
4301 Office Supplies	475	2,325	2,000	2,325
4303 Operational Supplies	247	750	500	750
4304 Data Processing Supplies	96	2,000	1,300	2,000
4305 Printing	1,082	1,500	1,500	1,500
4307 Postage	4,120	3,875	4,350	3,875
4308 Small Tools & Minor Equipment	756	2,500	1,750	2,500
4348 Books	<u>91</u>	<u>250</u>	<u>50</u>	<u>250</u>
<b>Total Supplies</b>	<b><u>6,867</u></b>	<b><u>13,200</u></b>	<b><u>11,450</u></b>	<b><u>13,200</u></b>

**CITY OF DEER PARK  
2016-2017 ANNUAL BUDGET**

**104 - MUNICIPAL COURT**

DESCRIPTION	ACTUAL 14-15	BUDGET 15-16	ESTIMATED 15-16	ADOPTED 16-17
<b><u>4400 REPAIRS &amp; MAINTENANCE</u></b>				
4402 Machinery & Equipment	5,596	5,000	6,000	5,000
4404 Building	<u>5,010</u>	<u>-</u>	<u>-</u>	<u>-</u>
<b>Total Repairs &amp; Maintenance</b>	<b><u>10,606</u></b>	<b><u>5,000</u></b>	<b><u>6,000</u></b>	<b><u>5,000</u></b>
<b>TOTAL EXPENDITURES</b>	<b><u>\$ 402,395</u></b>	<b><u>\$ 433,976</u></b>	<b><u>\$ 381,921</u></b>	<b><u>\$ 419,506</u></b>



**CITY OF DEER PARK  
2016-2017 ANNUAL BUDGET**

**EXPENDITURE SUMMARY**

**105 - GENERAL GOVERNMENT**

DESCRIPTION	ACTUAL 14-15	BUDGET 15-16	ESTIMATED 15-16	ADOPTED 16-17
Personnel & Related	\$ 437,810	\$ 722,000	\$ 574,804	\$ 725,100
Services	2,201,660	2,604,118	2,309,334	2,592,668
Supplies	87,961	103,100	80,650	99,100
Repairs & Maintenance	190,860	165,000	231,700	280,701
Other Operating Expenditures	2,261,621	265,700	2,360,000	862,638
Capital Outlay	-	-	-	-
<b>Total Expenditures</b>	<b><u>\$ 5,179,912</u></b>	<b><u>\$ 3,859,918</u></b>	<b><u>\$ 5,556,488</u></b>	<b><u>\$ 4,560,207</u></b>

**PROGRAM DESCRIPTION**

The general government budget provides funds to operate, repair, and insure City facilities. Additionally this budget provides funding for miscellaneous general governmental expenditures and contingencies not directly associated with a specific department.

**CITY OF DEER PARK  
2016-2017 ANNUAL BUDGET**

**105 - GENERAL GOVERNMENT**

DESCRIPTION	ACTUAL 14-15	BUDGET 15-16	ESTIMATED 15-16	ADOPTED 16-17
<b><u>4100 PERSONNEL &amp; RELATED</u></b>				
4106 Social Security/Medicare	\$ 335	\$ 30,000	\$ 5,000	\$ 30,000
4107 TMRS	659	75,000	5,000	60,000
4108 Health & Life Insurance	388,068	542,000	488,754	545,000
4109 Workers Compensation	25,717	40,000	35,000	40,000
4110 State Unemployment	23,017	35,000	41,000	45,000
4114 Section 125 Admin Fee	15	-	50	100
4117 Health Saving Account	-	-	-	5,000
<b>Total Personnel &amp; Related</b>	<b><u>437,810</u></b>	<b><u>722,000</u></b>	<b><u>574,804</u></b>	<b><u>725,100</u></b>
<b><u>4200 SERVICES</u></b>				
4212 Utilities - Electric	614,034	789,000	625,000	775,000
4213 Utilities - Traffic	536,199	625,500	573,000	625,500
4214 Utilities - Gas	37,723	62,500	47,000	58,000
4215 Utilities - Telephone	181,779	170,000	198,000	235,768
4217 Telephone Alerting System	24,172	25,000	25,000	25,000
4218 Utilities - Cable	2,267	3,400	3,534	3,900
4219 Mobile Technology	48,975	55,000	53,000	15,000
4231 Equipment & Rental	-	1,500	200	1,500
4232 Building Rental	-	-	-	4,200
4233 Insurance - Liability	115,399	165,000	125,000	140,000
4234 Insurance - Casualty	199,812	145,218	135,000	145,000
4235 Insurance - Fidelity	6,728	8,500	8,500	8,800
4240 Consultant Fees	52,874	50,000	50,000	52,000
4250 Training & Travel	23,904	34,000	33,000	32,000
4251 Subscriptions	52	6,000	100	3,000
4252 Dues & Fees	123,850	175,000	174,000	180,000
4255 Community\Employee Affairs	29,660	39,000	39,000	40,000
4260 Tax Appraisal Services	161,298	170,000	165,000	175,000
4272 Medical Exams	34,447	52,000	40,000	50,000
4290 Contract Labor	8,488	27,500	15,000	23,000
<b>Total Services</b>	<b><u>2,201,660</u></b>	<b><u>2,604,118</u></b>	<b><u>2,309,334</u></b>	<b><u>2,592,668</u></b>

**CITY OF DEER PARK  
2016-2017 ANNUAL BUDGET**

**105 - GENERAL GOVERNMENT**

DESCRIPTION	ACTUAL 14-15	BUDGET 15-16	ESTIMATED 15-16	ADOPTED 16-17
<b><u>4300 SUPPLIES</u></b>				
4301 Office Supplies	327	600	450	600
4303 Operational Supplies	30,584	55,000	40,000	52,000
4305 Printing	25,018	29,000	27,000	29,000
4307 Postage	7,454	16,000	12,000	15,000
4308 Small Tools & Minor Equipment	<u>24,577</u>	<u>2,500</u>	<u>1,200</u>	<u>2,500</u>
<b>Total Supplies</b>	<b><u>87,961</u></b>	<b><u>103,100</u></b>	<b><u>80,650</u></b>	<b><u>99,100</u></b>
<b><u>4400 REPAIRS &amp; MAINTENANCE</u></b>				
4402 Machinery & Equipment	877	10,000	5,200	9,200
4403 Computer Equipment	-	3,000	-	3,000
4404 Building	3,346	-	10,000	15,000
4405 Radio	181,911	144,000	210,000	245,501
4409 Air Conditioner	4,713	8,000	6,500	8,000
4412 Grounds	<u>13</u>	<u>-</u>	<u>-</u>	<u>-</u>
<b>Total Repairs &amp; Maintenance</b>	<b><u>190,860</u></b>	<b><u>165,000</u></b>	<b><u>231,700</u></b>	<b><u>280,701</u></b>
<b><u>4500 OTHER OPERATING EXP.</u></b>				
4510 Contingency	105,423	120,700	120,000	141,490
4511 Salary Contingency	-	145,000	110,000	-
4530 Operating Transfers - CIP	<u>2,156,198</u>	<u>-</u>	<u>2,130,000</u>	<u>721,148</u>
<b>Total Other Operating Exp.</b>	<b><u>2,261,621</u></b>	<b><u>265,700</u></b>	<b><u>2,360,000</u></b>	<b><u>862,638</u></b>
<b><u>4900 CAPITAL OUTLAY</u></b>				
4901 Land and Land Rights	<u>-</u>	<u>-</u>	<u>-</u>	<u>-</u>
<b>Total Capital Outlay</b>	<b><u>-</u></b>	<b><u>-</u></b>	<b><u>-</u></b>	<b><u>-</u></b>
<b>TOTAL EXPENDITURES</b>	<b><u>\$ 5,179,912</u></b>	<b><u>\$ 3,859,918</u></b>	<b><u>\$ 5,556,488</u></b>	<b><u>\$ 4,560,207</u></b>

**CITY OF DEER PARK  
2016-2017 ANNUAL BUDGET**

**EXPENDITURE SUMMARY**

**106 - LEGAL SERVICES**

DESCRIPTION	ACTUAL 14-15	BUDGET 15-16	ESTIMATED 15-16	ADOPTED 16-17
Services	\$ 96,755	\$ 152,000	\$ 138,550	\$ 152,000
<b>Total Expenditures</b>	<b><u>\$ 96,755</u></b>	<b><u>\$ 152,000</u></b>	<b><u>\$ 138,550</u></b>	<b><u>\$ 152,000</u></b>

**PERSONNEL SCHEDULE**

City Attorney	1	1	1	1
---------------	---	---	---	---

**PROGRAM DESCRIPTION**

Legal services include the costs for the City Attorney and other legal resources to procure legal services for the City Council and all departments of the City of Deer Park.

**CITY OF DEER PARK  
2016-2017 ANNUAL BUDGET**

**106 - LEGAL SERVICES**

DESCRIPTION	ACTUAL 14-15	BUDGET 15-16	ESTIMATED 15-16	ADOPTED 16-17
<b><u>4200 SERVICES</u></b>				
4250 Training & Travel	\$ 2,262	\$ 5,000	\$ 2,550	\$ 5,000
4291 City Attorney - Retainer Fees	30,000	30,000	30,000	30,000
4292 City Attorney - Litigation	25,369	37,000	36,000	37,000
4293 City Attorney - Specialty Svc	11,257	60,000	50,000	60,000
4294 Other Attorney Fees	<u>27,868</u>	<u>20,000</u>	<u>20,000</u>	<u>20,000</u>
<b>Total Services</b>	<b><u>96,755</u></b>	<b><u>152,000</u></b>	<b><u>138,550</u></b>	<b><u>152,000</u></b>
<b>TOTAL EXPENDITURES</b>	<b><u>\$ 96,755</u></b>	<b><u>\$ 152,000</u></b>	<b><u>\$ 138,550</u></b>	<b><u>\$ 152,000</u></b>

**CITY OF DEER PARK  
2016-2017 ANNUAL BUDGET**

**EXPENDITURE SUMMARY**

**107 - HUMAN RESOURCES**

DESCRIPTION	ACTUAL 14-15	BUDGET 15-16	ESTIMATED 15-16	ADOPTED 16-17
Personnel & Related	\$ 295,767	\$ 307,362	\$ 298,540	\$ 317,275
Services	11,629	54,850	34,769	20,100
Supplies	2,892	20,879	5,100	5,850
Repairs & Maintenance	128	-	-	-
<b>Total Expenditures</b>	<b>\$ 310,416</b>	<b>\$ 383,091</b>	<b>\$ 338,409</b>	<b>\$ 343,225</b>

**PERSONNEL SCHEDULE**

Director of Human Resources	1	1	1	1
HR Generalist	0	1	1	1
HR Specialist	2	1	1	1
Temp - Intern	1	1	1	1

**PROGRAM DESCRIPTION**

The Human Resources (HR) Department is responsible for the operations of the City's personnel function. Primary responsibilities include hiring and maintaining an appropriate work force and maintenance of the associated information resources. HR also maintains position classification and compensation plans in compliance with all applicable State and Federal laws and regulations and is responsible for the design, implementation, and maintenance of the City's employee benefits plan. The department provides for the overall safety program and handles the risk management function, including workers' compensation and property and casualty insurance. The HR Department provides resources for applicants, employees, and retirees of the City.

**CITY OF DEER PARK  
2016-2017 ANNUAL BUDGET**

**107 - HUMAN RESOURCES**

DESCRIPTION	ACTUAL 14-15	BUDGET 15-16	ESTIMATED 15-16	ADOPTED 16-17
<b><u>4100 PERSONNEL &amp; RELATED</u></b>				
4101 Salaries - Full Time	\$ 210,935	\$ 219,447	214,170	\$ 224,794
4104 Salaries - Overtime	-	750	500	600
4106 Social Security/Medicare	15,632	16,800	16,110	17,366
4107 TMRS	31,618	31,103	28,600	32,657
4108 Health & Life Insurance	32,308	33,924	34,000	36,612
4109 Workers Compensation	340	403	230	311
4111 Car Allowance	4,800	4,800	4,800	4,800
4114 Section 125 Admin Fee	133	135	130	135
4117 Health Savings Account	-	-	-	-
<b>Total Personnel &amp; Related</b>	<b><u>295,767</u></b>	<b><u>307,362</u></b>	<b><u>298,540</u></b>	<b><u>317,275</u></b>
<b><u>4200 SERVICES</u></b>				
4201 Public Notices	635	600	600	700
4240 Consultant Fees	2,000	24,000	24,000	3,200
4250 Training & Travel	2,822	21,700	2,000	6,500
4252 Dues & Fees	539	650	600	700
4255 Community\Employee Affairs	2,233	2,500	2,000	2,500
4279 Software - Other	3,399	3,000	3,569	4,000
4290 Contract Labor	-	2,400	2,000	2,500
<b>Total Services</b>	<b><u>11,629</u></b>	<b><u>54,850</u></b>	<b><u>34,769</u></b>	<b><u>20,100</u></b>
<b><u>4300 SUPPLIES</u></b>				
4301 Office Supplies	1,739	1,500	1,000	1,500
4303 Operational Supplies	141	1,200	1,200	1,200
4304 Data Processing Supplies	84	600	600	750
4305 Printing	215	500	500	600
4307 Postage	369	500	500	500
4308 Small Tools & Minor Equipment	344	16,279	1,000	1,000
4348 Books	-	300	300	300
<b>Total Supplies</b>	<b><u>2,892</u></b>	<b><u>20,879</u></b>	<b><u>5,100</u></b>	<b><u>5,850</u></b>
<b><u>4400 REPAIRS &amp; MAINTENANCE</u></b>				
4402 Machinery & Equipment	128	-	-	-
<b>Total Repairs &amp; Maintenance</b>	<b><u>128</u></b>	<b><u>-</u></b>	<b><u>-</u></b>	<b><u>-</u></b>
<b>TOTAL EXPENDITURES</b>	<b><u>\$ 310,416</u></b>	<b><u>\$ 383,091</u></b>	<b><u>\$ 338,409</u></b>	<b><u>\$ 343,225</u></b>

**CITY OF DEER PARK  
2016-2017 ANNUAL BUDGET**

**EXPENDITURE SUMMARY**

**200 - INFORMATION TECHNOLOGY SERVICES**

DESCRIPTION	ACTUAL 14-15	BUDGET 15-16	ESTIMATED 15-16	ADOPTED 16-17
Personnel & Related	\$ 757,387	\$ 779,092	\$ 682,552	\$ 750,076
Services	323,927	492,707	447,140	406,448
Supplies	43,832	25,047	18,750	22,567
Repairs & Maintenance	68,909	96,868	88,500	100,445
Capital Outlay	161,660	154,800	154,800	203,905
<b>Total Expenditures</b>	<b>\$ 1,355,714</b>	<b>\$ 1,548,514</b>	<b>\$ 1,391,742</b>	<b>\$ 1,483,441</b>

**PERSONNEL SCHEDULE**

Director of Information Technology	1	1	1	1
Supervisor - Projects & Applications	0	1	1	1
Supervisor - Technical Services	1	1	1	1
Business Analyst II	1	0	0	0
Business Analyst I	1	2	2	2
GIS Coordinator	1	0	0	0
Network Administrator	1	1	1	1
Systems Support Specialist	0	1	1	1
Network Specialist	0	1	1	1
LAN Specialist	2	0	0	0

**PROGRAM DESCRIPTION**

The Information Technology (IT) Services Department is responsible for managing and maintaining the City's computer and communication systems, which include over 100 software applications and more than 400 pieces of equipment installed throughout the City's technology network. This encompasses the City's network infrastructure; internet services and security; voice, cellular, data, and radio communications; and building security systems. IT is responsible for hardware and software acquisitions and software implementation, and ensures compliance with associated software licensing requirements. IT performs project management and system analysis and auditing, and also provides system training for end users as needed. IT services also include GIS operations, technical support for the City's website and municipal access channel as well as all hosted services.



**CITY OF DEER PARK  
2016-2017 ANNUAL BUDGET**

**200 - INFORMATION TECHNOLOGY SERVICES**

DESCRIPTION	ACTUAL 14-15	BUDGET 15-16	ESTIMATED 15-16	ADOPTED 16-17
<b><u>4100 PERSONNEL &amp; RELATED</u></b>				
4101 Salaries - Full Time	\$ 534,823	\$ 549,720	\$ 496,610	\$ 541,831
4102 Salaries - Part Time	-	-	-	-
4104 Salaries - Overtime	8,823	10,000	6,000	6,000
4106 Social Security/Medicare	39,786	42,436	37,045	41,609
4107 TMRS	80,379	78,548	66,140	78,272
4108 Health & Life Insurance	86,673	91,008	68,000	77,964
4109 Workers Compensation	2,014	2,490	1,422	1,820
4111 Car Allowance	4,800	4,800	4,800	-
4114 Section 125 Admin Fee	89	90	45	90
4117 Health Savings Account	-	-	2,490	2,490
<b>Total Personnel &amp; Related</b>	<b><u>757,387</u></b>	<b><u>779,092</u></b>	<b><u>682,552</u></b>	<b><u>750,076</u></b>
<b><u>4200 SERVICES</u></b>				
4216 Mobile Telephone	4,559	6,000	4,500	4,500
4219 Mobile Technology	-	-	2,000	7,068
4250 Training & Travel	25,541	30,800	20,500	27,450
4251 Subscriptions	300	250	250	200
4252 Dues & Fees	1,771	1,600	425	425
4273 GIS Development	15,450	17,783	18,000	13,400
4275 DPTV Development	3,340	3,350	3,350	3,400
4276 Website Development	31,475	34,889	34,000	38,745
4277 Software - Incode	45,570	79,855	48,955	51,063
4278 Software - Microsoft	47,686	53,200	57,060	48,700
4279 Software - Other	77,067	100,350	93,000	99,880
4282 Software - Infrastructure	68,364	87,630	88,100	111,617
4290 Contract Labor	2,803	77,000	77,000	-
<b>Total Services</b>	<b><u>323,927</u></b>	<b><u>492,707</u></b>	<b><u>447,140</u></b>	<b><u>406,448</u></b>
<b><u>4300 SUPPLIES</u></b>				
4301 Office Supplies	412	1,000	1,000	1,000
4303 Operational Supplies	1,080	1,000	1,000	1,000
4304 Data Processing Supplies	1,386	5,000	4,000	4,000
4305 Printing	74	150	150	150
4307 Postage	137	200	200	200
4308 Small Tools & Minor Equipment	37,946	15,297	10,000	13,817
4311 Uniforms	2,077	1,500	1,500	1,500
4328 Gasoline	615	700	700	700
4348 Books	104	200	200	200
<b>Total Supplies</b>	<b><u>43,832</u></b>	<b><u>25,047</u></b>	<b><u>18,750</u></b>	<b><u>22,567</u></b>

**CITY OF DEER PARK  
2016-2017 ANNUAL BUDGET**

**200 - INFORMATION TECHNOLOGY SERVICES**

DESCRIPTION	ACTUAL 14-15	BUDGET 15-16	ESTIMATED 15-16	ADOPTED 16-17
<b><u>4400 REPAIRS &amp; MAINTENANCE</u></b>				
4401 Vehicles	994	800	800	800
4402 Machinery & Equipment	-	1,200	1,200	12,645
4403 Computer Equipment	53,430	71,806	62,000	55,500
4404 Building	<u>14,485</u>	<u>23,062</u>	<u>24,500</u>	<u>31,500</u>
<b>Total Repairs &amp; Maintenance</b>	<b><u>68,909</u></b>	<b><u>96,868</u></b>	<b><u>88,500</u></b>	<b><u>100,445</u></b>
<b><u>4900 CAPITAL OUTLAY</u></b>				
4903 Improvements Other Than Bldgs.	13,464	-	-	-
4904 Machinery & Equipment	58,934	77,440	77,440	203,905
4906 Automobiles & Light Trucks	-	-	-	-
4908 Lease Purchase	<u>89,262</u>	<u>77,360</u>	<u>77,360</u>	<u>-</u>
<b>Total Capital Outlay</b>	<b><u>161,660</u></b>	<b><u>154,800</u></b>	<b><u>154,800</u></b>	<b><u>203,905</u></b>
<b>TOTAL EXPENDITURES</b>	<b><u>\$ 1,355,714</u></b>	<b><u>\$ 1,548,514</u></b>	<b><u>\$ 1,391,742</u></b>	<b><u>\$ 1,483,441</u></b>

**CITY OF DEER PARK  
2016-2017 ANNUAL BUDGET**

**EXPENDITURE SUMMARY**

**201 - FINANCE**

DESCRIPTION	ACTUAL 14-15	BUDGET 15-16	ESTIMATED 15-16	ADOPTED 16-17
Personnel & Related	\$ 530,037	\$ 542,236	\$ 528,590	\$ 556,661
Services	32,828	89,900	74,600	91,400
Supplies	12,327	15,700	14,000	14,700
Repairs & Maintenance	<u>70</u>	<u>900</u>	<u>200</u>	<u>400</u>
<b>Total Expenditures</b>	<b><u>\$ 575,261</u></b>	<b><u>\$ 648,736</u></b>	<b><u>\$ 617,390</u></b>	<b><u>\$ 663,161</u></b>

**PERSONNEL SCHEDULE**

Director of Finance	1	1	1	1
Accounting Supervisor	1	1	1	1
Accountant	1	1	1	1
(Accounts Payable) Clerk	1	1	1	1
Payroll & Budgeting Supervisor	1	1	1	0
Purchasing & Budget Coordinator	0	0	0	1
Payroll Coordinator	1	1	1	0
Payroll & Accounting Specialist	0	0	0	1

**PROGRAM DESCRIPTION**

The Finance Department provides administrative support to the City and is responsible for the following functions: accounting, payroll, cash and investment management, financial analysis and reporting, debt administration, accounts payable, and purchasing.

**CITY OF DEER PARK  
2016-2017 ANNUAL BUDGET**

**201 - FINANCE**

DESCRIPTION	ACTUAL 14-15	BUDGET 15-16	ESTIMATED 15-16	ADOPTED 16-17
<b><u>4100 PERSONNEL &amp; RELATED</u></b>				
4101 Salaries - Full Time	\$ 406,141	\$ 415,292	\$ 408,187	\$ 419,310
4104 Salaries - Overtime	142	1,200	500	1,000
4106 Social Security/Medicare	30,112	31,592	30,852	31,874
4107 TMRS	59,545	58,438	53,505	59,975
4108 Health & Life Insurance	33,291	34,776	34,929	43,752
4109 Workers Compensation	628	758	439	570
4114 Section 125 Admin Fee	178	180	178	180
4117 Health Savings Account	-	-	-	-
<b>Total Personnel &amp; Related</b>	<b><u>530,037</u></b>	<b><u>542,236</u></b>	<b><u>528,590</u></b>	<b><u>556,661</u></b>
<b><u>4200 SERVICES</u></b>				
4216 Mobile Telephone	698	900	700	900
4239 Audit Fees	25,768	35,000	27,000	35,000
4240 Consultant Fee	-	40,000	40,000	43,000
4250 Training & Travel	1,923	10,000	2,000	7,500
4251 Subscriptions	-	-	-	-
4252 Dues & Fees	4,439	4,000	4,900	5,000
4290 Contract Labor	-	-	-	-
<b>Total Services</b>	<b><u>32,828</u></b>	<b><u>89,900</u></b>	<b><u>74,600</u></b>	<b><u>91,400</u></b>
<b><u>4300 SUPPLIES</u></b>				
4301 Office Supplies	1,707	3,000	2,500	2,600
4303 Operational Supplies	202	-	200	200
4304 Data Processing Supplies	215	-	200	200
4305 Printing	4,147	5,500	5,000	5,000
4307 Postage	4,035	4,000	4,000	4,000
4308 Small Tools & Minor Equipment	1,501	2,500	1,500	2,000
4311 Uniforms	520	600	600	600
4348 Books	-	100	-	100
<b>Total Supplies</b>	<b><u>12,327</u></b>	<b><u>15,700</u></b>	<b><u>14,000</u></b>	<b><u>14,700</u></b>

**CITY OF DEER PARK  
2016-2017 ANNUAL BUDGET**

**201 - FINANCE**

DESCRIPTION	ACTUAL 14-15	BUDGET 15-16	ESTIMATED 15-16	ADOPTED 16-17
<b><u>4400 REPAIRS &amp; MAINTENANCE</u></b>				
4401 Vehicles	70	-	-	-
4402 Machinery & Equipment	-	500	-	200
4403 Computer Equipment	-	400	200	200
<b>Total Repairs &amp; Maintenance</b>	<b><u>70</u></b>	<b><u>900</u></b>	<b><u>200</u></b>	<b><u>400</u></b>
<b>TOTAL EXPENDITURES</b>	<b><u>\$ 575,261</u></b>	<b><u>\$ 648,736</u></b>	<b><u>\$ 617,390</u></b>	<b><u>\$ 663,161</u></b>

**CITY OF DEER PARK  
2016-2017 ANNUAL BUDGET**

**EXPENDITURE SUMMARY**

**202 - CITY SECRETARY**

DESCRIPTION	ACTUAL 14-15	BUDGET 15-16	ESTIMATED 15-16	ADOPTED 16-17
Personnel & Related	\$ 322,646	\$ 349,633	\$ 346,145	\$ 366,105
Services	31,089	32,690	28,449	32,830
Supplies	15,939	42,600	26,650	42,700
Repairs & Maintenance	<u>9,421</u>	<u>19,304</u>	<u>10,350</u>	<u>12,065</u>
<b>Total Expenditures</b>	<b><u>\$ 379,094</u></b>	<b><u>\$ 444,227</u></b>	<b><u>\$ 411,594</u></b>	<b><u>\$ 453,700</u></b>

**PERSONNEL SCHEDULE**

City Secretary	1	1	1	1
Deputy City Secretary	1	1	1	1
Records Technician II	1	1	1	1
Clerk	1	1	1	1
Receptionist - Part-time	2	2	2	2

**PROGRAM DESCRIPTION**

The City Secretary is responsible for the maintenance of official City documents and records in accordance with the City's records management program. Additionally, the City Secretary's office ensures compliance with the Open Meetings Act, Public Information Act, and Texas Election Code. Other duties include recording and maintaining the minutes of all public meetings and public hearings of the City Council and the Planning & Zoning Commission, conducting all City related elections, responding to public information requests, and maintaining the City's Code of Ordinances.

**CITY OF DEER PARK  
2016-2017 ANNUAL BUDGET**

**202 - CITY SECRETARY**

DESCRIPTION	ACTUAL 14-15	BUDGET 15-16	ESTIMATED 15-16	ADOPTED 16-17
<b><u>4100 PERSONNEL &amp; RELATED</u></b>				
4101 Salaries - Full Time	\$ 219,720	\$ 237,834	\$ 232,850	\$ 244,319
4102 Salaries - Part Time	24,676	25,600	25,600	25,600
4106 Social Security/Medicare	18,141	20,230	19,310	20,729
4107 TMRS	32,904	33,820	31,040	35,301
4108 Health & Life Insurance	21,896	26,772	31,260	33,648
4109 Workers Compensation	419	487	272	373
4111 Car Allowance	4,800	4,800	4,800	4,800
4114 Section 125 Admin Fee	89	90	78	90
4117 Health Savings Account	-	-	935	1,245
<b>Total Personnel &amp; Related</b>	<b><u>322,646</u></b>	<b><u>349,633</u></b>	<b><u>346,145</u></b>	<b><u>366,105</u></b>
<b><u>4200 SERVICES</u></b>				
4201 Public Notices	11,109	15,800	8,942	10,800
4231 Equipment Rental	1,642	1,650	1,700	1,700
4250 Training & Travel	9,965	11,040	9,987	12,490
4252 Dues & Fees	490	600	600	600
4279 Software - Other	4,280	-	4,140	4,140
4290 Contract Labor	<u>3,602</u>	<u>3,600</u>	<u>3,080</u>	<u>3,100</u>
<b>Total Services</b>	<b><u>31,089</u></b>	<b><u>32,690</u></b>	<b><u>28,449</u></b>	<b><u>32,830</u></b>
<b><u>4300 SUPPLIES</u></b>				
4301 Office Supplies	353	1,000	965	1,000
4303 Operational Supplies	2,614	5,900	1,847	5,900
4304 Data Processing Supplies	217	1,000	980	1,000
4305 Printing	4,320	3,000	3,471	3,500
4307 Postage	265	10,700	475	10,300
4308 Small Tools & Minor Equipment	-	100	100	100
4311 Uniforms	119	300	300	300
4346 Election Supplies	7,077	16,400	16,222	16,400
4347 Election Judges & Clerks	695	3,800	1,900	3,800
4348 Books	<u>279</u>	<u>400</u>	<u>390</u>	<u>400</u>
<b>Total Supplies</b>	<b><u>15,939</u></b>	<b><u>42,600</u></b>	<b><u>26,650</u></b>	<b><u>42,700</u></b>

**CITY OF DEER PARK  
2016-2017 ANNUAL BUDGET**

**202 - CITY SECRETARY**

DESCRIPTION	ACTUAL 14-15	BUDGET 15-16	ESTIMATED 15-16	ADOPTED 16-17
<b><u>4400 REPAIRS &amp; MAINTENANCE</u></b>				
4401 Vehicles	-	-	-	-
4402 Machinery & Equipment	9,421	18,304	9,650	11,065
4403 Computer Equipment	-	1,000	700	1,000
<b>Total Repairs &amp; Maintenance</b>	<b><u>9,421</u></b>	<b><u>19,304</u></b>	<b><u>10,350</u></b>	<b><u>12,065</u></b>
<b>TOTAL EXPENDITURES</b>	<b><u>\$ 379,094</u></b>	<b><u>\$ 444,227</u></b>	<b><u>\$ 411,594</u></b>	<b><u>\$ 453,700</u></b>



**CITY OF DEER PARK  
2016-2017 ANNUAL BUDGET**

**EXPENDITURE SUMMARY**

**300 - POLICE DEPARTMENT**

DESCRIPTION	ACTUAL 14-15	BUDGET 15-16	ESTIMATED 15-16	ADOPTED 16-17
Personnel & Related	\$ 7,815,241	\$ 8,329,628	\$ 8,124,045	\$ 8,790,408
Services	153,613	167,178	187,831	233,902
Supplies	253,616	315,866	224,451	275,729
Repairs & Maintenance	120,914	125,092	122,235	146,721
Capital Outlay	35,000	32,131	29,050	-
<b>Total Expenditures</b>	<b>\$ 8,378,383</b>	<b>\$ 8,969,895</b>	<b>\$ 8,687,612</b>	<b>\$ 9,446,760</b>

**PERSONNEL SCHEDULE**

Police Chief	1	1	1	1
Assistant Police Chief	1	1	1	1
Captain	1	1	1	1
Lieutenants	4	4	4	4
Sergeants	8	8	8	8
Patrol Officers	30	30	30	30
Investigators	5	5	5	5
Traffic Officers	2	2	2	2
K-9 Officer	1	1	1	1
School Resource Officers	2	2	2	2
Identification Officer	1	1	1	1
City Marshal	1	1	1	1
Alarm Coordinator	1	1	1	1
Career Services Officer	1	1	1	1
Dispatcher Supervisor	1	1	1	1
Dispatcher	10	10	10	10
Community Liaison	1	1	1	1
Administrative Assistant	1	1	1	1
Finance Coordinator	1	1	1	1
Clerk	1	1	1	1
Crime Analyst	1	0	0	0
Criminal Intelligence Analyst	0	1	1	1
Records Supervisor	1	1	1	1
Records Technician	2	2	2	2
Property / Evidence Custodian - PSA	1	1	1	1
Public Safety Attendants	6	6	6	6
House Check - Temporary	1	1	1	1

**PROGRAM DESCRIPTION**

The Police Department is comprised of two units for budgetary purposes: the Administrative Bureau and the Neighborhood Services Bureau. The Administrative Bureau is responsible for administration, recruiting, training, communications, accreditation, records, fiscal services and fleet. The Neighborhood Services Bureau is responsible for patrol, traffic, school crossing guards, investigations, holding facility, crime analysis and community relations note: the two school resource officers and 18 part-time crossing guards are paid out of the special revenue fund and the crime prevention officer and 3 dispatchers are paid out of the Crime Control and Prevention District (CCPD).

**CITY OF DEER PARK  
2016-2017 ANNUAL BUDGET**

**300 - POLICE DEPARTMENT**

DESCRIPTION	ACTUAL 14-15	BUDGET 15-16	ESTIMATED 15-16	ADOPTED 16-17
<b><u>4100 PERSONNEL &amp; RELATED</u></b>				
4101 Salaries - Full Time	\$ 5,229,196	\$ 5,645,471	\$ 5,426,155	\$ 5,932,042
4103 Salaries - Temporary	660	1,000	775	1,000
4104 Salaries - Overtime	532,238	419,631	477,043	428,331
4106 Social Security/Medicare	419,501	459,094	432,278	481,869
4107 TMRS	844,647	851,052	784,827	904,852
4108 Health & Life Insurance	718,752	870,708	951,357	968,868
4109 Workers Compensation	68,386	80,422	45,731	67,926
4114 Section 125 Admin Fee	1,861	2,250	2,072	2,385
4117 Health Savings Account	-	-	3,807	3,135
<b>Total Personnel &amp; Related</b>	<b><u>7,815,241</u></b>	<b><u>8,329,628</u></b>	<b><u>8,124,045</u></b>	<b><u>8,790,408</u></b>
<b><u>4200 SERVICES</u></b>				
4216 Mobile Telephones	18,954	21,432	17,237	21,792
4219 Mobile Technology	-	-	-	15,960
4231 Equipment Rental	12,509	13,361	12,509	13,361
4235 Insurance - Fidelity	713	426	501	426
4244 Advertising	1,275	1,500	1,300	1,500
4250 Training & Travel	42,685	68,418	68,287	86,226
4252 Dues & Fees	7,506	9,595	8,455	12,473
4255 Community/Employee Awards	3,168	3,683	3,480	3,683
4272 Medical Exams	5,951	4,600	1,742	4,600
4279 Software - Other	28,615	24,171	23,978	20,486
4290 Contract Labor	32,236	19,992	50,342	53,395
<b>Total Services</b>	<b><u>153,613</u></b>	<b><u>167,178</u></b>	<b><u>187,831</u></b>	<b><u>233,902</u></b>
<b><u>4300 SUPPLIES</u></b>				
4301 Office Supplies	7,580	9,000	7,347	9,000
4302 Cleaning Supplies	-	170	160	170
4303 Operational Supplies	49,113	51,125	51,044	53,383
4304 Data Processing Supplies	1,937	2,000	1,441	2,000
4305 Printing	2,533	4,422	2,348	4,002
4307 Postage	4,589	3,000	2,825	3,000
4308 Small Tools & Minor Equipment	11,313	14,566	14,545	23,002
4310 Uniform Rental	5,427	7,424	4,761	7,424
4311 Uniforms	38,094	41,655	35,381	39,655
4314 Protective Clothing	16,329	8,337	8,295	11,912
4328 Gasoline	115,583	172,386	94,634	120,000
4329 Diesel	420	800	716	1,200
4348 Books	699	981	954	981
<b>Total Supplies</b>	<b><u>253,616</u></b>	<b><u>315,866</u></b>	<b><u>224,451</u></b>	<b><u>275,729</u></b>

**CITY OF DEER PARK  
2016-2017 ANNUAL BUDGET**

**300 - POLICE DEPARTMENT**

DESCRIPTION	ACTUAL 14-15	BUDGET 15-16	ESTIMATED 15-16	ADOPTED 16-17
<b><u>4400 REPAIRS &amp; MAINTENANCE</u></b>				
4401 Vehicles	54,652	55,917	55,081	55,917
4402 Machinery & Equipment	15,952	38,743	38,397	30,780
4403 Computer Equipment	2,766	3,008	2,584	3,008
4404 Buildings	43,053	17,524	17,399	47,116
4405 Radios	1,900	1,900	1,500	1,900
4409 Air Conditioners	2,591	8,000	7,274	8,000
4440 Alarm System Maintenance	-	-	-	-
<b>Total Repairs &amp; Maintenance</b>	<b><u>120,914</u></b>	<b><u>125,092</u></b>	<b><u>122,235</u></b>	<b><u>146,721</u></b>
<b><u>4900 CAPITAL OUTLAY</u></b>				
4903 Improvements Other than Bldgs	-	-	-	-
4904 Machinery & Equipment	35,000	32,131	29,050	-
4915 Software	-	-	-	-
<b>Total Capital Outlay</b>	<b><u>35,000</u></b>	<b><u>32,131</u></b>	<b><u>29,050</u></b>	<b><u>-</u></b>
<b>TOTAL EXPENDITURES</b>	<b><u>\$ 8,378,383</u></b>	<b><u>\$ 8,969,895</u></b>	<b><u>\$ 8,687,612</u></b>	<b><u>\$ 9,446,760</u></b>

**CITY OF DEER PARK  
2016-2017 ANNUAL BUDGET**

**EXPENDITURE SUMMARY**

**303 - EMERGENCY MANAGEMENT**

DESCRIPTION	ACTUAL 14-15	BUDGET 15-16	ESTIMATED 15-16	ADOPTED 16-17
Personnel & Related	\$ 367,148	\$ 368,648	\$ 365,281	\$ 359,384
Services	22,180	29,935	20,683	24,485
Supplies	5,183	16,940	14,140	14,090
Repairs & Maintenance	4,487	13,000	4,750	13,300
Other Operating Expenditures	5,000	-	5,000	5,000
Capital Outlay	-	45,000	47,738	30,000
<b>Total Expenditures</b>	<b>\$ 403,997</b>	<b>\$ 473,523</b>	<b>\$ 457,592</b>	<b>\$ 446,259</b>

**PERSONNEL SCHEDULE**

Emergency Services Director	1	1	1	1
Station Attendant	2	2	2	2
Office Manager	0	0	0	1
Secretary	1	1	1	0

**PROGRAM DESCRIPTION**

The Emergency Management Department is responsible for protecting the lives and property of citizens in the event of a natural or man-made disaster. The department maintains and updates the City's Emergency Plan, which provides guidelines and resources for all contingencies to which the City may be subjected. This department is also responsible for ensuring that a coordinated and effective emergency response system is developed and maintained, including the EOC, equipment, and resources necessary to provide emergency services in the event of a disaster.

**CITY OF DEER PARK  
2016-2017 ANNUAL BUDGET**

**303 - EMERGENCY MANAGEMENT**

DESCRIPTION	ACTUAL 14-15	BUDGET 15-16	ESTIMATED 15-16	ADOPTED 16-17
<b><u>4100 PERSONNEL &amp; RELATED</u></b>				
4101 Salaries - Full Time	\$ 265,378	\$ 267,869	\$ 263,350	\$ 249,966
4104 Overtime	797	-	1,400	-
4106 Social Security/Medicare	19,209	20,201	19,400	18,898
4107 TMRS	39,007	37,366	36,000	35,562
4108 Health & Life Insurance	40,517	40,548	41,910	51,288
4109 Workers Compensation	2,067	2,484	1,422	1,690
4114 Section 125 Admin Fee	174	180	67	90
4117 Health Savings Account	-	-	1,732	1,890
<b>Total Personnel &amp; Related</b>	<b><u>367,148</u></b>	<b><u>368,648</u></b>	<b><u>365,281</u></b>	<b><u>359,384</u></b>
<b><u>4200 SERVICES</u></b>				
4201 Public Notices	624	-	-	-
4216 Mobile Telephones	3,308	4,000	2,000	2,500
4217 Telephone Alert System	-	-	-	-
4219 Mobile Technology	-	-	333	1,000
4231 Equipment Rental	3,249	4,935	4,900	4,935
4250 Training & Travel	6,414	8,300	8,000	10,350
4251 Subscriptions	8,300	12,000	3,000	5,000
4252 Dues & Fees	285	700	700	700
4279 Software - Other	-	-	1,750	-
<b>Total Services</b>	<b><u>22,180</u></b>	<b><u>29,935</u></b>	<b><u>20,683</u></b>	<b><u>24,485</u></b>
<b><u>4300 SUPPLIES</u></b>				
4301 Office Supplies	130	-	-	-
4303 Operational Supplies	679	500	500	500
4307 Postage	-	100	100	90
4308 Small Tools & Minor Equipment	2,329	12,500	10,000	8,600
4311 Uniforms	370	800	800	1,500
4314 Protective Clothing	-	440	240	900
4328 Gasoline	1,675	2,600	2,500	2,500
4329 Diesel	-	-	-	-
<b>Total Supplies</b>	<b><u>5,183</u></b>	<b><u>16,940</u></b>	<b><u>14,140</u></b>	<b><u>14,090</u></b>

**CITY OF DEER PARK  
2016-2017 ANNUAL BUDGET**

**303 - EMERGENCY MANAGEMENT**

DESCRIPTION	ACTUAL 14-15	BUDGET 15-16	ESTIMATED 15-16	ADOPTED 16-17
<b><u>4400 REPAIRS &amp; MAINTENANCE</u></b>				
4401 Vehicles	898	4,000	2,500	2,500
4402 Machinery & Equipment	-	200	-	200
4403 Computer Equipment	-	-	-	-
4404 Buildings	-	1,000	500	1,000
4405 Radios	-	600	-	600
4409 Air Conditioners	-	-	-	-
4430 Furniture & Fixtures	349	500	250	4,000
4440 Alarm System	3,240	6,700	1,500	5,000
<b>Total Repairs &amp; Maintenance</b>	<b><u>4,487</u></b>	<b><u>13,000</u></b>	<b><u>4,750</u></b>	<b><u>13,300</u></b>
<b><u>4500 OTHER OPERATING EXP.</u></b>				
4530 Operating Transfers - LEPC	5,000	-	5,000	5,000
<b>Total Other Operating Expenditures</b>	<b><u>5,000</u></b>	<b><u>-</u></b>	<b><u>5,000</u></b>	<b><u>5,000</u></b>
<b><u>4900 CAPITAL OUTLAY</u></b>				
4906 Automobiles & Light Trucks	-	45,000	47,738	30,000
<b>Total Capital Outlay</b>	<b><u>-</u></b>	<b><u>45,000</u></b>	<b><u>47,738</u></b>	<b><u>30,000</u></b>
<b>TOTAL EXPENDITURES</b>	<b><u>\$ 403,997</u></b>	<b><u>\$ 473,523</u></b>	<b><u>\$ 457,592</u></b>	<b><u>\$ 446,259</u></b>

**CITY OF DEER PARK  
2016-2017 ANNUAL BUDGET**

**EXPENDITURE SUMMARY**

**304 - FIRE DEPARTMENT**

DESCRIPTION	ACTUAL 14-15	BUDGET 15-16	ESTIMATED 15-16	ADOPTED 16-17
Personnel & Related	\$ 120,918	\$ 137,758	\$ 144,254	\$ 144,758
Services	191,791	174,350	160,000	174,350
Supplies	99,220	133,000	118,700	137,920
Repairs & Maintenance	88,993	97,500	83,200	97,500
Capital Outlay	<u>245,278</u>	<u>229,950</u>	<u>229,950</u>	<u>133,184</u>
<b>Total Expenditures</b>	<b><u>\$ 746,200</u></b>	<b><u>\$ 772,558</u></b>	<b><u>\$ 736,104</u></b>	<b><u>\$ 687,712</u></b>

**PROGRAM DESCRIPTION**

The Fire Department is staffed by volunteers and is responsible for the protection of life and property against fire and other disasters. The City currently has two fire stations. The department maintains equipment and ensures training of the volunteer force and provides fire suppression and emergency medical services.

**CITY OF DEER PARK  
2016-2017 ANNUAL BUDGET**

**304 - FIRE DEPARTMENT**

DESCRIPTION	ACTUAL 14-15	BUDGET 15-16	ESTIMATED 15-16	ADOPTED 16-17
<b><u>4100 PERSONNEL &amp; RELATED</u></b>				
4112 City Contribution to VFD	\$ 15,600	\$ 15,600	\$ 15,600	\$ 15,600
4113 City Contribution to VFD Retire.	98,252	115,000	121,496	122,000
4115 Accident & Sickness Policy	<u>7,066</u>	<u>7,158</u>	<u>7,158</u>	<u>7,158</u>
<b>Total Personnel &amp; Related</b>	<b><u>120,918</u></b>	<b><u>137,758</u></b>	<b><u>144,254</u></b>	<b><u>144,758</u></b>
<b><u>4200 SERVICES</u></b>				
4216 Mobile Telephone	2,176	3,750	3,500	3,750
4219 Mobile Technology	-	-	3,000	-
4239 Audit Fees	420	1,400	-	1,400
4250 Training & Travel	40,652	50,900	45,000	55,900
4251 Subscriptions	1,790	2,000	1,500	2,000
4252 Dues & Fees	3,915	5,100	5,000	5,100
4255 Community\Employee Affairs	16,773	22,000	24,500	27,000
4256 Santa Around Town	6,838	8,000	7,500	8,000
4279 Software - Other	360	-	-	-
4290 Contract Labor	<u>118,868</u>	<u>81,200</u>	<u>70,000</u>	<u>71,200</u>
<b>Total Services</b>	<b><u>191,791</u></b>	<b><u>174,350</u></b>	<b><u>160,000</u></b>	<b><u>174,350</u></b>
<b><u>4300 SUPPLIES</u></b>				
4301 Office Supplies	827	3,500	3,000	3,500
4303 Operational Supplies	10,919	9,000	8,600	9,000
4304 Data Processing Supplies	159	2,000	1,600	2,000
4305 Printing	-	500	-	500
4307 Postage	555	1,000	500	1,000
4308 Small Tools & Minor Equipment	11,677	22,500	21,500	27,420
4311 Uniforms	17,004	21,000	20,000	21,000
4314 Protective Clothing	13,008	18,500	18,500	18,500
4328 Gasoline	25,051	30,000	25,000	30,000
4329 Diesel	20,021	25,000	20,000	25,000
4348 Books	<u>-</u>	<u>-</u>	<u>-</u>	<u>-</u>
<b>Total Supplies</b>	<b><u>99,220</u></b>	<b><u>133,000</u></b>	<b><u>118,700</u></b>	<b><u>137,920</u></b>



**CITY OF DEER PARK  
2016-2017 ANNUAL BUDGET**

**304 - FIRE DEPARTMENT**

DESCRIPTION	ACTUAL 14-15	BUDGET 15-16	ESTIMATED 15-16	ADOPTED 16-17
<b><u>4400 REPAIRS &amp; MAINTENANCE</u></b>				
4401 Vehicles	48,269	34,000	25,000	34,000
4402 Machinery & Equipment	5,554	18,500	17,000	18,500
4404 Buildings	13,165	14,000	12,000	14,000
4405 Radios	17,359	17,000	16,500	17,000
4409 Air Conditioners	1,492	5,000	4,000	5,000
4413 Drill Field	<u>3,153</u>	<u>9,000</u>	<u>8,700</u>	<u>9,000</u>
<b>Total Repairs &amp; Maintenance</b>	<b><u>88,993</u></b>	<b><u>97,500</u></b>	<b><u>83,200</u></b>	<b><u>97,500</u></b>
<b><u>4900 CAPITAL OUTLAY</u></b>				
4903 Improvements Other Than Bldgs.	-	116,750	116,750	-
4904 Machinery & Equipment	-	-	-	20,000
4908 Lease Purchase	<u>245,278</u>	<u>113,200</u>	<u>113,200</u>	<u>113,184</u>
<b>Total Capital Outlay</b>	<b><u>245,278</u></b>	<b><u>229,950</u></b>	<b><u>229,950</u></b>	<b><u>133,184</u></b>
 <b>TOTAL EXPENDITURES</b>	 <b><u>\$ 746,200</u></b>	 <b><u>\$ 772,558</u></b>	 <b><u>\$ 736,104</u></b>	 <b><u>\$ 687,712</u></b>

**CITY OF DEER PARK  
2016-2017 ANNUAL BUDGET**

**EXPENDITURE SUMMARY**

**305 - EMERGENCY MEDICAL SERVICES**

DESCRIPTION	ACTUAL 14-15	BUDGET 15-16	ESTIMATED 15-16	ADOPTED 16-17
Personnel & Related	\$ 696,764	\$ 799,531	\$ 797,762	\$ 1,003,514
Services	35,132	58,945	81,766	88,395
Supplies	74,982	65,730	65,380	74,280
Repairs & Maintenance	<u>19,350</u>	<u>10,235</u>	<u>8,700</u>	<u>10,235</u>
<b>Total Expenditures</b>	<b><u>\$ 826,229</u></b>	<b><u>\$ 934,441</u></b>	<b><u>\$ 953,608</u></b>	<b><u>\$ 1,176,424</u></b>

**PERSONNEL SCHEDULE**

EMS Clerk	1	1	1	1
Paramedic	8	8	8	10
Paramedic - Part Time	3	0	0	0

**PROGRAM DESCRIPTION**

The EMS Department is responsible for providing emergency medical treatment and ambulance transportation as needed. The four ambulances and two rescue vehicles are operated by the staff of paramedics along with members of the DPVFD. Note: one ambulance is staffed by two full-time paramedics 24/7.

**CITY OF DEER PARK  
2016-2017 ANNUAL BUDGET**

**305 - EMERGENCY MEDICAL SERVICES**

DESCRIPTION	ACTUAL 14-15	BUDGET 15-16	ESTIMATED 15-16	ADOPTED 16-17
<b><u>4100 PERSONNEL &amp; RELATED</u></b>				
4101 Salaries - Full Time	\$ 428,497	\$ 465,827	\$ 457,420	\$ 672,413
4102 Salaries - Part Time	-	-	-	-
4104 Salaries - Overtime	80,346	101,650	114,500	101,650
4106 Social Security/Medicare	36,691	43,202	42,850	44,785
4107 TMRS	74,571	80,399	77,460	83,859
4108 Health & Life Insurance	66,814	96,780	96,250	89,268
4109 Workers Compensation	9,680	11,493	6,542	8,914
4114 Section 125 Admin Fee	167	180	100	135
4117 Health Savings Account	-	-	2,640	2,490
<b>Total Personnel &amp; Related</b>	<b><u>696,764</u></b>	<b><u>799,531</u></b>	<b><u>797,762</u></b>	<b><u>1,003,514</u></b>
<b><u>4200 SERVICES</u></b>				
4216 Mobile Telephone	857	1,200	1,071	-
4219 Mobile Technology	-	-	3,400	-
4250 Training & Travel	14,218	25,585	25,300	25,585
4251 Subscriptions	-	-	-	-
4252 Dues & Fees	110	-	45	50
4253 Disposal Fee	3,030	4,000	3,700	4,000
4255 Community/Employee Affairs	512	560	250	560
4279 Software - Other	-	-	-	600
4290 Contract Labor	16,405	27,600	48,000	57,600
<b>Total Services</b>	<b><u>35,132</u></b>	<b><u>58,945</u></b>	<b><u>81,766</u></b>	<b><u>88,395</u></b>
<b><u>4300 SUPPLIES</u></b>				
4301 Office Supplies	-	-	-	-
4303 Operational Supplies	66,331	58,930	58,930	66,930
4305 Printing	541	500	500	500
4307 Postage	2,933	1,800	1,600	1,800
4308 Small Tools & Minor Equipment	1,885	2,000	1,950	2,550
4311 Uniforms	3,293	2,500	2,400	2,500
<b>Total Supplies</b>	<b><u>74,982</u></b>	<b><u>65,730</u></b>	<b><u>65,380</u></b>	<b><u>74,280</u></b>

**CITY OF DEER PARK  
2016-2017 ANNUAL BUDGET**

**305 - EMERGENCY MEDICAL SERVICES**

DESCRIPTION	ACTUAL 14-15	BUDGET 15-16	ESTIMATED 15-16	ADOPTED 16-17
<b><u>4400 REPAIRS &amp; MAINTENANCE</u></b>				
4401 Vehicles	19,350	8,000	7,000	8,000
4402 Machinery & Equipment	-	2,035	1,500	2,035
4403 Computer Equipment	-	200	200	200
<b>Total Repairs &amp; Maintenance</b>	<b><u>19,350</u></b>	<b><u>10,235</u></b>	<b><u>8,700</u></b>	<b><u>10,235</u></b>
<b>TOTAL EXPENDITURES</b>	<b><u>\$ 826,229</u></b>	<b><u>\$ 934,441</u></b>	<b><u>\$ 953,608</u></b>	<b><u>\$ 1,176,424</u></b>

**CITY OF DEER PARK  
2016-2017 ANNUAL BUDGET**

**EXPENDITURE SUMMARY**

**307 - FIRE MARSHAL**

DESCRIPTION	ACTUAL 14-15	BUDGET 15-16	ESTIMATED 15-16	ADOPTED 16-17
Personnel & Related	\$ 91,518	\$ 94,665	\$ 93,235	\$ 117,728
Services	23,914	59,040	49,720	26,870
Supplies	3,785	6,900	7,150	6,670
Repairs & Maintenance	<u>1,178</u>	<u>400</u>	<u>250</u>	<u>400</u>
<b>Total Expenditures</b>	<b><u>\$ 120,395</u></b>	<b><u>\$ 161,005</u></b>	<b><u>\$ 150,355</u></b>	<b><u>\$ 151,668</u></b>

**PERSONNEL SCHEDULE**

Fire Marshal	1	1	1	1
--------------	---	---	---	---

**PROGRAM DESCRIPTION**

The Fire Marshal's Office is responsible for proactive enforcement of the City's Fire Code as part of the efforts to protect against the loss of life and property. The Fire Marshal ensures that existing commercial buildings remain fire safe by educating the business owners and the community at-large in fire safety procedures and practices and by providing technical expertise to the City's building inspectors. The Fire Marshal conducts fire investigations and designs fire safety education programs.

**CITY OF DEER PARK  
2016-2017 ANNUAL BUDGET**

**307 - FIRE MARSHAL**

DESCRIPTION	ACTUAL 14-15	BUDGET 15-16	ESTIMATED 15-16	ADOPTED 16-17
<b><u>4100 PERSONNEL &amp; RELATED</u></b>				
4101 Salaries - Full Time	\$ 62,211	\$ 64,005	\$ 63,300	\$ 81,742
4106 Social Security/Medicare	4,184	4,848	4,580	6,189
4107 TMRS	9,118	8,967	8,620	11,645
4108 Health & Life Insurance	15,751	16,536	16,540	17,856
4109 Workers Compensation	209	264	150	251
4114 Section 125 Admin Fee	44	45	45	45
4117 Health Savings Account	-	-	-	-
<b>Total Personnel &amp; Related</b>	<b><u>91,518</u></b>	<b><u>94,665</u></b>	<b><u>93,235</u></b>	<b><u>117,728</u></b>
<b><u>4200 SERVICES</u></b>				
4216 Mobile Telephone	1,517	3,300	2,500	2,500
4219 Mobile Technology	-	-	420	-
4235 Insurance Fidelity	75	-	-	-
4250 Training & Travel	13,157	13,570	9,000	13,570
4251 Subscriptions	156	-	-	-
4252 Dues & Fees	1,933	4,170	2,500	3,800
4255 Community/Employee Affairs	6,183	4,800	4,800	4,800
4279 Software - Other	644	3,200	500	2,200
4290 Contract Labor	250	30,000	30,000	-
<b>Total Services</b>	<b><u>23,914</u></b>	<b><u>59,040</u></b>	<b><u>49,720</u></b>	<b><u>26,870</u></b>
<b><u>4300 SUPPLIES</u></b>				
4303 Operational Supplies	1,239	2,800	2,500	2,600
4305 Printing	148	500	-	250
4307 Postage	7	100	-	-
4308 Small Tools & Minor Equipment	421	-	1,100	-
4311 Uniforms	1,274	2,800	2,800	2,800
4314 Protective Clothing	348	250	250	270
4328 Gasoline	347	-	300	300
4348 Books	-	450	200	450
<b>Total Supplies</b>	<b><u>3,785</u></b>	<b><u>6,900</u></b>	<b><u>7,150</u></b>	<b><u>6,670</u></b>

**CITY OF DEER PARK  
2016-2017 ANNUAL BUDGET**

**307 - FIRE MARSHAL**

DESCRIPTION	ACTUAL 14-15	BUDGET 15-16	ESTIMATED 15-16	ADOPTED 16-17
<b><u>4400 REPAIRS &amp; MAINTENANCE</u></b>				
4401 Vehicles	1,178	-	250	-
4402 Machinery & Equipment	-	200	-	200
4403 Computer Equipment	-	200	-	200
<b>Total Repairs &amp; Maintenance</b>	<b><u>1,178</u></b>	<b><u>400</u></b>	<b><u>250</u></b>	<b><u>400</u></b>
<b>TOTAL EXPENDITURES</b>	<b><u>\$ 120,395</u></b>	<b><u>\$ 161,005</u></b>	<b><u>\$ 150,355</u></b>	<b><u>\$ 151,668</u></b>

**CITY OF DEER PARK  
2016-2017 ANNUAL BUDGET**

**EXPENDITURE SUMMARY**

**314 - WAREHOUSE**

DESCRIPTION	ACTUAL 14-15	BUDGET 15-16	ESTIMATED 15-16	ADOPTED 16-17
Personnel & Related	\$ 73,725	\$ 74,046	\$ 72,822	\$ 74,105
Services	-	225	215	250
Supplies	1,004	6,103	6,088	1,300
Repairs & Maintenance	984	700	700	700
Capital Outlay	-	-	-	-
<b>Total Expenditures</b>	<b><u>\$ 75,713</u></b>	<b><u>\$ 81,074</u></b>	<b><u>\$ 79,825</u></b>	<b><u>\$ 76,355</u></b>

**PERSONNEL SCHEDULE**

Warehouse Attendant	1	1	1	1
---------------------	---	---	---	---

**PROGRAM DESCRIPTION**

The Warehouse Attendant is responsible for stocking and maintaining an inventory of the most frequently used items within the City and also stores and maintains surplus items sold at the annual City auction.



**CITY OF DEER PARK  
2016-2017 ANNUAL BUDGET**

**314 - WAREHOUSE**

DESCRIPTION	ACTUAL 14-15	BUDGET 15-16	ESTIMATED 15-16	ADOPTED 16-17
<b><u>4100 PERSONNEL &amp; RELATED</u></b>				
4101 Salaries - Full Time	\$ 54,104	\$ 54,068	\$ 54,065	\$ 54,194
4106 Social Security/Medicare	4,008	4,100	4,072	4,104
4107 TMRS	7,930	7,584	7,100	7,722
4108 Health & Life Insurance	6,305	6,624	6,620	7,140
4109 Workers Compensation	1,334	1,625	920	900
4114 Section 125 Admin Fee	44	45	45	45
4117 Health Savings Account	-	-	-	-
<b>Total Personnel &amp; Related</b>	<b><u>73,725</u></b>	<b><u>74,046</u></b>	<b><u>72,822</u></b>	<b><u>74,105</u></b>
<b><u>4200 SERVICES</u></b>				
4250 Training & Travel	-	25	-	25
4252 Dues & Fees	-	-	15	25
4279 Software - Other	-	200	200	200
<b>Total Services</b>	<b><u>-</u></b>	<b><u>225</u></b>	<b><u>215</u></b>	<b><u>250</u></b>
<b><u>4300 SUPPLIES</u></b>				
4301 Office Supplies	91	200	200	200
4303 Operational Supplies	238	50	50	50
4304 Data Processing Supplies	-	100	85	100
4308 Small Tools & Minor Equipment	377	5,153	5,153	500
4311 Uniforms	143	250	250	250
4328 Gasoline	156	350	350	200
<b>Total Supplies</b>	<b><u>1,004</u></b>	<b><u>6,103</u></b>	<b><u>6,088</u></b>	<b><u>1,300</u></b>
<b><u>4400 REPAIRS &amp; MAINTENANCE</u></b>				
4401 Vehicles	-	200	200	200
4402 Machinery & Equipment	-	100	100	100
4403 Computer Equipment	-	200	200	200
4404 Buildings	316	-	-	-
4409 Air Conditioners	668	200	200	200
<b>Total Repairs &amp; Maintenance</b>	<b><u>984</u></b>	<b><u>700</u></b>	<b><u>700</u></b>	<b><u>700</u></b>
<b><u>4900 CAPITAL OUTLAY</u></b>				
4903 Improvements Other Than Bldgs.	-	-	-	-
<b>Total Capital Outlay</b>	<b><u>-</u></b>	<b><u>-</u></b>	<b><u>-</u></b>	<b><u>-</u></b>
<b>TOTAL EXPENDITURES</b>	<b><u>\$ 75,713</u></b>	<b><u>\$ 81,074</u></b>	<b><u>\$ 79,825</u></b>	<b><u>\$ 76,355</u></b>

**CITY OF DEER PARK  
2016-2017 ANNUAL BUDGET**

**EXPENDITURE SUMMARY**

**401 - PLANNING AND DEVELOPMENT**

DESCRIPTION	ACTUAL 14-15	BUDGET 15-16	ESTIMATED 15-16	ADOPTED 16-17
Personnel & Related	\$ 1,454,698	\$ 1,569,113	\$ 1,469,941	\$ 1,612,665
Services	206,662	271,241	245,220	132,004
Supplies	69,585	78,825	64,150	74,450
Repairs & Maintenance	43,556	39,124	44,000	49,260
Capital Outlay	<u>101,203</u>	<u>75,000</u>	<u>75,000</u>	<u>91,000</u>
<b>Total Expenditures</b>	<b><u>\$ 1,875,703</u></b>	<b><u>\$ 2,033,303</u></b>	<b><u>\$ 1,898,311</u></b>	<b><u>\$ 1,959,379</u></b>

**PERSONNEL SCHEDULE**

Director of Public Works	1	1	1	1
Engineering Coordinator	1	1	1	1
Electrical Supervisor	1	1	1	1
Chief Building Official	1	1	1	1
Engineering Inspector	2	2	2	2
Inspector III	1	1	1	1
Inspector II	1	1	1	1
Inspector I	1	1	1	0
Traffic Signal Supervisor	1	1	1	1
Maintenance Electrician (HVAC) II	1	1	1	1
Maintenance Electrician	1	1	1	1
Administrative Assistant	1	0	0	0
PW Operations Coordinator	0	1	1	1
Surveyor/AutoCAD Operator	1	1	1	1
Maintenance Technician III	1	1	1	1
Code Enforcement Officer	2	2	2	1
Clerk	1	1	1	1
Summer Laborer - Temporary	2	2	2	2

**PROGRAM DESCRIPTION**

Planning and Development is responsible for coordinating and administering all regulations and policies that regulate development within the City of Deer Park. This includes building inspections, subdivision plat review, subdivision construction plans, etc. The department is also responsible for the electrical and A/C maintenance at City facilities.

**CITY OF DEER PARK  
2016-2017 ANNUAL BUDGET**

**401 - PLANNING AND DEVELOPMENT**

DESCRIPTION	ACTUAL 14-15	BUDGET 15-16	ESTIMATED 15-16	ADOPTED 16-17
<b><u>4100 PERSONNEL &amp; RELATED</u></b>				
4101 Salaries - Full Time	\$ 1,049,465	\$ 1,116,456	\$ 1,062,400	\$ 1,147,209
4103 Salaries - Temporary	181	5,800	5,800	5,800
4104 Salaries - Overtime	10,074	13,000	8,500	13,000
4106 Social Security/Medicare	77,380	86,139	80,600	88,195
4107 TMRS	156,346	158,596	146,900	165,047
4108 Health & Life Insurance	151,208	178,224	157,200	184,548
4109 Workers Compensation	4,421	5,228	2,970	3,196
4111 Car Allowance	5,400	5,400	5,400	5,400
4114 Section 125 Admin Fee	222	270	171	270
4117 Health Savings Account	-	-	-	-
<b>Total Personnel &amp; Related</b>	<b><u>1,454,698</u></b>	<b><u>1,569,113</u></b>	<b><u>1,469,941</u></b>	<b><u>1,612,665</u></b>
<b><u>4200 SERVICES</u></b>				
4216 Mobile Telephones	3,159	2,953	2,900	2,950
4219 Mobile Technology	-	-	-	3,384
4231 Equipment Rental	7,397	4,138	4,138	4,130
4240 Consultant Fees	87,976	135,000	135,000	36,000
4243 Surveyor Fee	24,829	50,000	20,000	-
4250 Training & Travel	12,646	11,700	13,000	16,990
4252 Dues & Fees	4,144	4,000	4,000	4,000
4279 Software - Other	10,323	6,650	14,682	7,750
4280 Home Demolition/Lot Cleaning	11,900	16,000	14,000	16,000
4281 Tree Services	11,150	5,800	2,500	5,800
4290 Contract Labor	33,138	35,000	35,000	35,000
<b>Total Services</b>	<b><u>206,662</u></b>	<b><u>271,241</u></b>	<b><u>245,220</u></b>	<b><u>132,004</u></b>
<b><u>4300 SUPPLIES</u></b>				
4301 Office Supplies	1,653	4,300	3,800	3,000
4303 Operational Supplies	35,804	28,750	28,750	30,000
4304 Data Processing Supplies	5,477	4,000	4,000	4,000
4308 Small Tools & Minor Equipment	9,454	16,000	16,000	16,000
4311 Uniforms	3,961	3,250	3,000	3,500
4314 Protective Clothing	492	-	-	-
4328 Gasoline	10,891	20,000	7,000	16,000
4329 Diesel	1,010	1,550	1,000	1,550
4348 Books	844	975	600	400
<b>Total Supplies</b>	<b><u>69,585</u></b>	<b><u>78,825</u></b>	<b><u>64,150</u></b>	<b><u>74,450</u></b>

**CITY OF DEER PARK  
2016-2017 ANNUAL BUDGET**

**401 - PLANNING AND DEVELOPMENT**

DESCRIPTION	ACTUAL 14-15	BUDGET 15-16	ESTIMATED 15-16	ADOPTED 16-17
<b><u>4400 REPAIRS &amp; MAINTENANCE</u></b>				
4401 Vehicles	14,077	8,000	7,000	8,000
4402 Machinery & Equipment	734	2,350	2,000	2,350
4403 Computer Equipment	3,204	2,474	1,000	13,510
4404 Buildings	555	500	-	200
4405 Radios	304	700	-	100
4406 Streets	10,580	11,000	4,000	11,000
4409 Air Conditioners	-	100	-	100
4435 Traffic Signals	14,102	14,000	30,000	14,000
<b>Total Repairs &amp; Maintenance</b>	<b><u>43,556</u></b>	<b><u>39,124</u></b>	<b><u>44,000</u></b>	<b><u>49,260</u></b>
<b><u>4900 CAPITAL OUTLAY</u></b>				
4903 Improvements Other Than Bldgs.	72,835	-	-	-
4904 Machinery & Equipment	-	75,000	75,000	66,000
4906 Automobiles & Light Trucks	28,368	-	-	25,000
<b>Total Capital Outlay</b>	<b><u>101,203</u></b>	<b><u>75,000</u></b>	<b><u>75,000</u></b>	<b><u>91,000</u></b>
<b>TOTAL EXPENDITURES</b>	<b><u>\$ 1,875,703</u></b>	<b><u>\$ 2,033,303</u></b>	<b><u>\$ 1,898,311</u></b>	<b><u>\$ 1,959,379</u></b>

**CITY OF DEER PARK  
2016-2017 ANNUAL BUDGET**

**EXPENDITURE SUMMARY**

**402 - SANITATION**

DESCRIPTION	ACTUAL 14-15	BUDGET 15-16	ESTIMATED 15-16	ADOPTED 16-17
Personnel & Related	\$ 1,403,435	\$ 2,167,233	\$ 1,459,138	\$ 1,517,039
Services	1,530,714	1,552,650	1,544,180	1,565,320
Supplies	285,805	328,130	242,022	344,630
Repairs & Maintenance	157,579	180,300	204,000	192,950
Capital Outlay	<u>233,019</u>	<u>136,939</u>	<u>96,850</u>	<u>237,500</u>
<b>Total Expenditures</b>	<b><u>\$ 3,610,552</u></b>	<b><u>\$ 4,365,252</u></b>	<b><u>\$ 3,546,190</u></b>	<b><u>\$ 3,857,439</u></b>

**PERSONNEL SCHEDULE**

Sanitation Supervisor	1	1	1	1
Assistant Sanitation Supervisor	1	1	1	1
Equipment Operator III	3	3	3	3
Crew Leader	5	5	5	5
Equipment Operator II	1	1	1	1
Sanitation Laborer	11	11	11	11

**PROGRAM DESCRIPTION**

The Sanitation Department is responsible for the collection and disposal of all residential garbage and trash (commercial waste disposal is outsourced). This department also maintains the City's transfer station and two recycling centers.

**CITY OF DEER PARK  
2016-2017 ANNUAL BUDGET**

**402 - SANITATION**

DESCRIPTION	ACTUAL 14-15	BUDGET 15-16	ESTIMATED 15-16	ADOPTED 16-17
<b><u>4100 PERSONNEL &amp; RELATED</u></b>				
4101 Salaries - Full Time	\$ 979,311	\$ 1,529,765	\$ 993,900	\$ 1,026,117
4104 Salaries - Overtime	28,788	35,000	25,710	25,710
4106 Social Security/Medicare	73,922	117,899	76,400	79,410
4107 TMRS	147,751	218,242	138,700	149,320
4108 Health & Life Insurance	141,422	209,340	190,810	206,640
4109 Workers Compensation	32,152	56,717	32,250	28,462
4114 Section 125 Admin Fee	89	270	78	90
4117 Health Savings Account	-	-	1,290	1,290
<b>Total Personnel &amp; Related</b>	<b><u>1,403,435</u></b>	<b><u>2,167,233</u></b>	<b><u>1,459,138</u></b>	<b><u>1,517,039</u></b>
<b><u>4200 SERVICES</u></b>				
4216 Mobile Telephones	314	400	280	400
4219 Mobile Technology	-	-	-	420
4220 Commercial Garbage Collection	949,693	950,000	958,000	960,000
4250 Training & Travel	-	2,000	500	3,000
4252 Dues & Fees	-	250	400	1,500
4253 Disposal Fees	<u>580,707</u>	<u>600,000</u>	<u>585,000</u>	<u>600,000</u>
<b>Total Services</b>	<b><u>1,530,714</u></b>	<b><u>1,552,650</u></b>	<b><u>1,544,180</u></b>	<b><u>1,565,320</u></b>
<b><u>4300 SUPPLIES</u></b>				
4301 Office Supplies	-	205	100	350
4302 Cleaning Supplies	9,154	9,600	9,600	15,000
4303 Operational Supplies	14,317	15,000	14,000	20,000
4305 Printing	264	-	322	600
4308 Small Tools & Minor Equipment	1,838	3,000	3,000	12,000
4309 Garbage Bags	176,160	155,000	155,000	150,000
4311 Uniforms	9,195	6,325	7,000	7,680
4328 Gasoline	2,738	4,000	3,000	4,000
4329 Diesel	<u>72,140</u>	<u>135,000</u>	<u>50,000</u>	<u>135,000</u>
<b>Total Supplies</b>	<b><u>285,805</u></b>	<b><u>328,130</u></b>	<b><u>242,022</u></b>	<b><u>344,630</u></b>

**CITY OF DEER PARK  
2016-2017 ANNUAL BUDGET**

**402 - SANITATION**

DESCRIPTION	ACTUAL 14-15	BUDGET 15-16	ESTIMATED 15-16	ADOPTED 16-17
<b><u>4400 REPAIRS &amp; MAINTENANCE</u></b>				
4401 Vehicles	151,109	147,500	165,000	166,700
4402 Machinery & Equipment	2,587	5,000	12,000	15,000
4403 Computer Equipment	267	-	-	-
4404 Buildings	3,616	27,000	27,000	10,000
4405 Radios	-	300	-	500
4409 Air Conditioners	-	500	-	750
4425 Refuse Containers	-	-	-	-
<b>Total Repairs &amp; Maintenance</b>	<b><u>157,579</u></b>	<b><u>180,300</u></b>	<b><u>204,000</u></b>	<b><u>192,950</u></b>
<b><u>4900 CAPITAL OUTLAY</u></b>				
4902 Building	-	10,000	10,000	-
4904 Machinery & Equipment	-	-	-	-
4906 Automobiles & Light Trucks	-	-	-	-
4907 Large Trucks/Heavy Rolling Stock	194,270	-	-	115,100
4908 Lease Purchase	<u>38,749</u>	<u>126,939</u>	<u>86,850</u>	<u>122,400</u>
<b>Total Capital Outlay</b>	<b><u>233,019</u></b>	<b><u>136,939</u></b>	<b><u>96,850</u></b>	<b><u>237,500</u></b>
 <b>TOTAL EXPENDITURES</b>	 <b><u>\$ 3,610,552</u></b>	 <b><u>\$ 4,365,252</u></b>	 <b><u>\$ 3,546,190</u></b>	 <b><u>\$ 3,857,439</u></b>

**CITY OF DEER PARK  
2016-2017 ANNUAL BUDGET**

**EXPENDITURE SUMMARY**

**403 - STREET MAINTENANCE**

DESCRIPTION	ACTUAL 14-15	BUDGET 15-16	ESTIMATED 15-16	ADOPTED 16-17
Personnel & Related	\$ 810,216	\$ 896,667	\$ 781,885	\$ 846,758
Services	11,300	20,370	17,950	28,376
Supplies	113,837	102,375	99,550	115,875
Repairs & Maintenance	268,023	349,350	319,000	334,050
Capital Outlay	<u>183,989</u>	<u>118,900</u>	<u>118,900</u>	<u>124,500</u>
<b>Total Expenditures</b>	<b><u>\$ 1,387,366</u></b>	<b><u>\$ 1,487,662</u></b>	<b><u>\$ 1,337,285</u></b>	<b><u>\$ 1,449,559</u></b>

**PERSONNEL SCHEDULE**

Street Maintenance Supervisor	1	1	1	1
Assistant Street Supervisor	1	1	0	0
Crew Leader	1	0	1	1
Equipment Operator III	1	1	1	3
Equipment Operator II	3	3	3	1
Equipment Operator I	1	2	2	2
Laborer	5	5	5	5
Summer Laborer - Temporary	5	5	5	5

**PROGRAM DESCRIPTION**

The Street Maintenance Department is responsible for the repair and maintenance of all City streets and drainage structures. Field duties include patching concrete and asphalt streets, street sweeping, mowing the right-of-ways, cleaning ditches, culverts, catch basins and sewer manholes, and mosquito control.



**CITY OF DEER PARK  
2016-2017 ANNUAL BUDGET**

**403 - STREET MAINTENANCE**

DESCRIPTION	ACTUAL 14-15	BUDGET 15-16	ESTIMATED 15-16	ADOPTED 16-17
<b><u>4100 PERSONNEL &amp; RELATED</u></b>				
4101 Salaries - Full Time	\$ 542,032	\$ 587,839	\$ 541,410	\$ 563,840
4103 Salaries - Temporary	5,946	14,500	14,500	14,500
4104 Salaries - Overtime	17,544	15,000	17,100	15,000
4106 Social Security/Medicare	41,094	46,388	43,220	44,393
4107 TMRS	82,011	83,822	72,900	81,392
4108 Health & Life Insurance	101,248	122,772	76,360	107,568
4109 Workers Compensation	20,118	26,076	14,820	18,595
4114 Section 125 Admin Fee	222	270	115	180
4117 Health Savings Account	-	-	1,460	1,290
<b>Total Personnel &amp; Related</b>	<b><u>810,216</u></b>	<b><u>896,667</u></b>	<b><u>781,885</u></b>	<b><u>846,758</u></b>
<b><u>4200 SERVICES</u></b>				
4216 Mobile Telephones	307	770	450	450
4219 Mobile Technology	-	-	-	456
4231 Equipment Rental	2,002	500	6,000	9,820
4250 Training & Travel	2,843	3,000	1,500	3,550
4252 Dues & Fees	19	1,600	1,000	1,600
4253 Disposal Fees	6,129	14,500	9,000	12,500
<b>Total Services</b>	<b><u>11,300</u></b>	<b><u>20,370</u></b>	<b><u>17,950</u></b>	<b><u>28,376</u></b>
<b><u>4300 SUPPLIES</u></b>				
4301 Office Supplies	781	300	250	300
4302 Cleaning Supplies	-	-	-	-
4303 Operational Supplies	26,084	24,000	24,000	24,000
4308 Small Tools & Minor Equipment	11,690	10,800	10,800	17,300
4311 Uniforms	3,904	2,900	3,500	4,120
4316 Chemicals	39,186	29,000	35,000	36,000
4328 Gasoline	11,116	13,220	6,000	12,000
4329 Diesel	21,076	22,155	20,000	22,155
<b>Total Supplies</b>	<b><u>113,837</u></b>	<b><u>102,375</u></b>	<b><u>99,550</u></b>	<b><u>115,875</u></b>

**CITY OF DEER PARK  
2016-2017 ANNUAL BUDGET**

**403 - STREET MAINTENANCE**

DESCRIPTION	ACTUAL 14-15	BUDGET 15-16	ESTIMATED 15-16	ADOPTED 16-17
<b><u>4400 REPAIRS &amp; MAINTENANCE</u></b>				
4401 Vehicles	23,586	22,000	22,000	22,000
4402 Machinery & Equipment	63,246	27,000	27,000	20,000
4403 Computer Equipment	454	-	-	-
4404 Buildings	824	8,500	8,500	200
4405 Radios	-	200	-	200
4406 Streets	171,758	250,000	225,000	250,000
4407 Sidewalks	5,136	40,000	35,000	40,000
4408 Storm Sewer	3,018	1,500	1,500	1,500
4409 Air Conditioners	-	150	-	150
<b>Total Repairs &amp; Maintenance</b>	<b><u>268,023</u></b>	<b><u>349,350</u></b>	<b><u>319,000</u></b>	<b><u>334,050</u></b>
<b><u>4900 CAPITAL OUTLAY</u></b>				
4904 Machinery & Equipment	72,856	72,000	72,000	59,500
4906 Automobiles & Light Trucks	52,007	46,900	46,900	65,000
4907 Large Trucks & Heavy Rolling Stock	59,126	-	-	-
<b>Total Capital Outlay</b>	<b><u>183,989</u></b>	<b><u>118,900</u></b>	<b><u>118,900</u></b>	<b><u>124,500</u></b>
<b>TOTAL EXPENDITURES</b>	<b><u>\$ 1,387,366</u></b>	<b><u>\$ 1,487,662</u></b>	<b><u>\$ 1,337,285</u></b>	<b><u>\$ 1,449,559</u></b>

**CITY OF DEER PARK  
2016-2017 ANNUAL BUDGET**

**EXPENDITURE SUMMARY**

**404 - FLEET MAINTENANCE**

DESCRIPTION	ACTUAL 14-15	BUDGET 15-16	ESTIMATED 15-16	ADOPTED 16-17
Personnel & Related	\$ 592,120	\$ 604,761	\$ 577,470	\$ 620,512
Services	1,338	32,493	34,671	43,275
Supplies	73,543	66,985	60,225	54,395
Repairs & Maintenance	11,474	23,110	20,000	13,500
Capital Outlay	26,674	200,000	-	231,020
<b>Total Expenditures</b>	<b>\$ 705,147</b>	<b>\$ 927,349</b>	<b>\$ 692,366</b>	<b>\$ 962,702</b>

**PERSONNEL SCHEDULE**

Shop Supervisor	1	1	1	1
Welder	1	1	1	1
Mechanic II	3	4	4	4
Mechanic I	2	1	1	1
Laborer	1	1	1	1

**PROGRAM DESCRIPTION**

The Fleet Maintenance Department is responsible for the repair and maintenance of all vehicles and equipment in the Public Works, Parks and Rec, Fire, Planning and Development, Humane, Utilities, and Administrative departments. This also includes maintaining an adequate fuel supply for these vehicles and equipment.

**CITY OF DEER PARK  
2016-2017 ANNUAL BUDGET**

**404 - FLEET MAINTENANCE**

DESCRIPTION	ACTUAL 14-15	BUDGET 15-16	ESTIMATED 15-16	ADOPTED 16-17
<b><u>4100 PERSONNEL &amp; RELATED</u></b>				
4101 Salaries - Full Time	\$ 404,091	\$ 420,882	\$ 404,300	\$ 428,652
4104 Salaries - Overtime	333	2,000	2,000	2,000
4106 Social Security/Medicare	29,294	31,951	30,300	32,595
4107 TMRS	59,267	59,108	53,100	61,327
4108 Health & Life Insurance	93,410	83,856	83,810	90,480
4109 Workers Compensation	5,651	6,919	3,930	5,413
4114 Section 125 Admin Fee	74	45	30	45
4117 Health Savings Account	-	-	-	-
<b>Total Personnel &amp; Related</b>	<b><u>592,120</u></b>	<b><u>604,761</u></b>	<b><u>577,470</u></b>	<b><u>620,512</u></b>
<b><u>4200 SERVICES</u></b>				
4216 Mobile Telephones	278	385	240	300
4250 Training & Travel	296	2,525	1,000	2,525
4252 Dues & Fees	764	7,538	1,000	11,758
4279 Software - Other	-	22,045	32,431	28,692
<b>Total Services</b>	<b><u>1,338</u></b>	<b><u>32,493</u></b>	<b><u>34,671</u></b>	<b><u>43,275</u></b>
<b><u>4300 SUPPLIES</u></b>				
4301 Office Supplies	713	150	150	150
4303 Operational Supplies	57,567	43,425	43,425	36,145
4304 Data Processing Supplies	-	2,250	1,000	2,250
4308 Small Tools & Minor Equipment	9,111	10,450	10,450	7,200
4311 Uniforms	2,529	2,200	2,000	2,200
4316 Chemicals	384	2,000	500	2,000
4328 Gasoline	1,705	3,760	1,500	2,300
4329 Diesel	1,534	2,500	1,200	2,000
4348 Books	-	250	-	150
<b>Total Supplies</b>	<b><u>73,543</u></b>	<b><u>66,985</u></b>	<b><u>60,225</u></b>	<b><u>54,395</u></b>

**CITY OF DEER PARK  
2016-2017 ANNUAL BUDGET**

**404 - FLEET MAINTENANCE**

DESCRIPTION	ACTUAL 14-15	BUDGET 15-16	ESTIMATED 15-16	ADOPTED 16-17
<b><u>4400 REPAIRS &amp; MAINTENANCE</u></b>				
4401 Vehicles	6,069	5,500	7,000	5,500
4402 Machinery & Equipment	502	6,000	3,000	7,000
4404 Buildings	4,902	11,610	10,000	1,000
4406 Street	-	-	-	-
<b>Total Repairs &amp; Maintenance</b>	<b><u>11,474</u></b>	<b><u>23,110</u></b>	<b><u>20,000</u></b>	<b><u>13,500</u></b>
<b><u>4900 CAPITAL OUTLAY</u></b>				
4904 Machinery & Equipment	7,795	-	-	31,020
4909 Parking Lots	-	200,000	-	200,000
4915 Software	18,879	-	-	-
<b>Total Capital Outlay</b>	<b><u>26,674</u></b>	<b><u>200,000</u></b>	<b><u>-</u></b>	<b><u>231,020</u></b>
<b>TOTAL EXPENDITURES</b>	<b><u>\$ 705,147</u></b>	<b><u>\$ 927,349</u></b>	<b><u>\$ 692,366</u></b>	<b><u>\$ 962,702</u></b>

**CITY OF DEER PARK  
2016-2017 ANNUAL BUDGET**

**EXPENDITURE SUMMARY**

**405 - HUMANE SERVICES**

DESCRIPTION	ACTUAL 14-15	BUDGET 15-16	ESTIMATED 15-16	ADOPTED 16-17
Personnel & Related	\$ 201,640	\$ 204,995	\$ 197,500	\$ 211,498
Services	1,876	2,135	2,200	6,085
Supplies	28,780	30,950	27,650	31,250
Repairs & Maintenance	<u>5,034</u>	<u>4,000</u>	<u>3,500</u>	<u>9,900</u>
<b>Total Expenditures</b>	<b><u>\$ 237,331</u></b>	<b><u>\$ 242,080</u></b>	<b><u>\$ 230,850</u></b>	<b><u>\$ 258,733</u></b>

**PERSONNEL SCHEDULE**

Animal Control Supervisor	1	1	1	1
Animal Control Officer	2	2	2	2

**PROGRAM DESCRIPTION**

The Humane Services Department is responsible for all phases of animal control in the City of Deer Park. This includes maintenance of the animal shelter and enforcement of associated ordinances.

**CITY OF DEER PARK  
2016-2017 ANNUAL BUDGET**

**405 - HUMANE SERVICES**

DESCRIPTION	ACTUAL 14-15	BUDGET 15-16	ESTIMATED 15-16	ADOPTED 16-17
<b><u>4100 PERSONNEL &amp; RELATED</u></b>				
4101 Salaries - Full Time	\$ 122,610	\$ 124,147	\$ 121,850	\$ 127,902
4104 Salaries - Overtime	20,032	20,000	18,500	20,000
4106 Social Security/Medicare	10,392	10,977	10,500	11,261
4107 TMRS	20,905	20,402	18,350	21,109
4108 Health & Life Insurance	25,486	26,772	26,750	28,872
4109 Workers Compensation	2,171	2,652	1,505	2,309
4114 Section 125 Admin Fee	44	45	45	45
4117 Health Savings Account	-	-	-	-
<b>Total Personnel &amp; Related</b>	<b><u>201,640</u></b>	<b><u>204,995</u></b>	<b><u>197,500</u></b>	<b><u>211,498</u></b>
<b><u>4200 SERVICES</u></b>				
4216 Mobile Telephones	255	385	240	285
4250 Training & Travel	1,069	1,500	460	1,500
4252 Dues & Fees	552	250	1,500	300
4279 Software - Other	-	-	-	4,000
<b>Total Services</b>	<b><u>1,876</u></b>	<b><u>2,135</u></b>	<b><u>2,200</u></b>	<b><u>6,085</u></b>
<b><u>4300 SUPPLIES</u></b>				
4301 Office Supplies	818	450	400	450
4302 Cleaning Supplies	1,332	2,400	2,000	2,400
4303 Operational Supplies	19,677	13,600	13,600	13,950
4304 Data Processing Supplies	237	250	250	350
4305 Printing	790	250	250	250
4308 Small Tools & Minor Equipment	2,003	7,750	7,750	8,850
4311 Uniforms	793	1,000	900	1,000
4314 Protective Clothing	-	250	-	-
4328 Gasoline	3,132	5,000	2,500	4,000
<b>Total Supplies</b>	<b><u>28,780</u></b>	<b><u>30,950</u></b>	<b><u>27,650</u></b>	<b><u>31,250</u></b>

**CITY OF DEER PARK  
2016-2017 ANNUAL BUDGET**

**405 - HUMANE SERVICES**

DESCRIPTION	ACTUAL 14-15	BUDGET 15-16	ESTIMATED 15-16	ADOPTED 16-17
<b><u>4400 REPAIRS &amp; MAINTENANCE</u></b>				
4401 Vehicles	1,744	1,450	1,450	1,450
4402 Machinery & Equipment	-	100	50	100
4403 Computer Equipment	-	-	-	6,000
4404 Buildings	3,290	2,000	2,000	2,000
4405 Radios	-	200	-	100
4409 Air Conditioners	-	250	-	250
<b>Total Repairs &amp; Maintenance</b>	<b><u>5,034</u></b>	<b><u>4,000</u></b>	<b><u>3,500</u></b>	<b><u>9,900</u></b>
<b>TOTAL EXPENDITURES</b>	<b><u>\$ 237,331</u></b>	<b><u>\$ 242,080</u></b>	<b><u>\$ 230,850</u></b>	<b><u>\$ 258,733</u></b>



**CITY OF DEER PARK  
2016-2017 ANNUAL BUDGET**

**EXPENDITURE SUMMARY**

**409 - BEAUTIFICATION**

DESCRIPTION	ACTUAL 14-15	BUDGET 15-16	ESTIMATED 15-16	ADOPTED 16-17
Supplies	\$ 25,143	\$ 10,000	\$ 10,000	\$ 10,000
Repairs & Maintenance	15,049	15,000	15,000	15,000
Capital Outlay	-	-	-	-
<b>Total Expenditures</b>	<b><u>\$ 40,192</u></b>	<b><u>\$ 25,000</u></b>	<b><u>\$ 25,000</u></b>	<b><u>\$ 25,000</u></b>

**PROGRAM DESCRIPTION**

The Beautification Department provides funding for projects recommended by the City's Beautification Committee and approved by the City Council. The committee establishes beautification guidelines and design standards to enhance the appearance of the City, and selects various locations, landmarks, or corridors within the City as potential project opportunities. The committee seeks funding from Federal, State and local resources to support these beautification efforts.

**CITY OF DEER PARK  
2016-2017 ANNUAL BUDGET**

**409 - BEAUTIFICATION**

DESCRIPTION	ACTUAL 14-15	BUDGET 15-16	ESTIMATED 15-16	ADOPTED 16-17
<b><u>4300 SUPPLIES</u></b>				
4303 Operational Supplies	25,143	10,000	10,000	10,000
<b>Total Supplies</b>	<b>25,143</b>	<b>10,000</b>	<b>10,000</b>	<b>10,000</b>
<b><u>4400 REPAIRS &amp; MAINTENANCE</u></b>				
4412 Grounds	15,049	15,000	15,000	15,000
<b>Total Repairs &amp; Maintenance</b>	<b>15,049</b>	<b>15,000</b>	<b>15,000</b>	<b>15,000</b>
<b><u>4900 CAPITAL OUTLAY</u></b>				
4903 Improvements Other Than Bldgs.	-	-	-	-
4904 Machinery & Equipment	-	-	-	-
<b>Total Capital Outlay</b>	<b>-</b>	<b>-</b>	<b>-</b>	<b>-</b>
 <b>TOTAL EXPENDITURES</b>	 <b>\$ 40,192</b>	 <b>\$ 25,000</b>	 <b>\$ 25,000</b>	 <b>\$ 25,000</b>

**CITY OF DEER PARK  
2016-2017 ANNUAL BUDGET**

**EXPENDITURE SUMMARY**

**410 - PARK MAINTENANCE**

DESCRIPTION	ACTUAL 14-15	BUDGET 15-16	ESTIMATED 15-16	ADOPTED 16-17
Personnel & Related	\$ 1,249,084	\$ 1,367,623	\$ 1,266,714	\$ 1,376,368
Services	37,363	137,000	137,000	102,000
Supplies	174,896	242,650	241,575	167,000
Repairs & Maintenance	182,847	241,200	240,500	273,200
Other Operating Expenditures	-	33,215	-	-
Capital Outlay	239,520	601,635	579,000	1,341,100
<b>Total Expenditures</b>	<b>\$ 1,883,710</b>	<b>\$ 2,623,323</b>	<b>\$ 2,464,789</b>	<b>\$ 3,259,668</b>

**PERSONNEL SCHEDULE**

Park Operations Supervisor	1	1	1	1
Park Operations Coordinator	1	1	1	1
Crew Leader	5	5	5	5
Maintenance Technician	1	1	1	1
Mechanic II	1	1	1	1
Horticulturist	1	0	0	0
Arborist	0	1	1	1
Equipment Operator II	1	1	1	1
Equipment Operator I	4	8	8	8
P & R Laborer	0	12	12	12
Park Attendant	4	0	0	0
Laborer - Part Time	10	0	0	0
Summer Laborer - Temporary	2	0	0	0

**PROGRAM DESCRIPTION**

The Parks Maintenance Department is responsible for the maintenance of all City grounds, which includes over 180 acres of play lots, ball fields, lawns, esplanades, and right-of-ways.

**CITY OF DEER PARK  
2016-2017 ANNUAL BUDGET**

**410 - PARK MAINTENANCE**

DESCRIPTION	ACTUAL 14-15	BUDGET 15-16	ESTIMATED 15-16	ADOPTED 16-17
<b><u>4100 PERSONNEL &amp; RELATED</u></b>				
4101 Salaries - Full Time	\$ 828,003	\$ 877,908	\$ 857,700	\$ 889,802
4102 Salaries - Part Time	85,946	120,000	83,200	120,000
4103 Salaries - Temporary	3,207	-	-	-
4104 Salaries - Overtime	8,644	14,500	12,000	14,500
4106 Social Security/Medicare	69,235	75,977	71,900	77,588
4107 TMRS	122,848	124,968	109,050	128,664
4108 Health & Life Insurance	116,400	136,320	121,400	131,364
4109 Workers Compensation	14,624	17,725	10,100	12,980
4114 Section 125 Admin Fee	178	225	74	180
4117 Health Savings Account	-	-	1,290	1,290
<b>Total Personnel &amp; Related</b>	<b><u>1,249,084</u></b>	<b><u>1,367,623</u></b>	<b><u>1,266,714</u></b>	<b><u>1,376,368</u></b>
<b><u>4200 SERVICES</u></b>				
4216 Mobile Telephones	582	1,200	1,200	1,200
4231 Equipment Rental	5,787	7,000	7,000	7,000
4250 Training & Travel	5,085	6,550	6,550	6,550
4252 Dues & Fees	1,234	1,250	1,250	1,250
4290 Contract Labor	<u>24,675</u>	<u>121,000</u>	<u>121,000</u>	<u>86,000</u>
<b>Total Services</b>	<b><u>37,363</u></b>	<b><u>137,000</u></b>	<b><u>137,000</u></b>	<b><u>102,000</u></b>
<b><u>4300 SUPPLIES</u></b>				
4301 Office Supplies	758	500	675	500
4302 Cleaning Supplies	32	-	-	-
4303 Operational Supplies	88,586	90,000	92,000	90,000
4308 Small Tools & Minor Equipment	44,771	106,650	106,650	31,000
4311 Uniforms	6,564	5,500	6,000	5,500
4328 Gasoline	24,222	25,000	23,750	25,000
4329 Diesel	<u>9,962</u>	<u>15,000</u>	<u>12,500</u>	<u>15,000</u>
<b>Total Supplies</b>	<b><u>174,896</u></b>	<b><u>242,650</u></b>	<b><u>241,575</u></b>	<b><u>167,000</u></b>

**CITY OF DEER PARK  
2016-2017 ANNUAL BUDGET**

**410 - PARK MAINTENANCE**

DESCRIPTION	ACTUAL 14-15	BUDGET 15-16	ESTIMATED 15-16	ADOPTED 16-17
<b><u>4400 REPAIRS &amp; MAINTENANCE</u></b>				
4401 Vehicles	28,254	20,000	26,000	20,000
4402 Machinery & Equipment	25,640	25,700	23,500	31,700
4404 Buildings	31,957	36,000	36,000	43,500
4407 Sidewalks	2,475	25,000	25,000	50,000
4410 Sanitary Sewer	-	-	-	-
4412 Grounds	<u>94,520</u>	<u>134,500</u>	<u>130,000</u>	<u>128,000</u>
<b>Total Repairs &amp; Maintenance</b>	<b><u>182,847</u></b>	<b><u>241,200</u></b>	<b><u>240,500</u></b>	<b><u>273,200</u></b>
 <b><u>4500 OTHER OPERATING EXP.</u></b>				
4510 Contingency	<u>-</u>	<u>33,215</u>	<u>-</u>	<u>-</u>
<b>Total Other Operating Exp.</b>	<b><u>-</u></b>	<b><u>33,215</u></b>	<b><u>-</u></b>	<b><u>-</u></b>
 <b><u>4900 CAPITAL OUTLAY</u></b>				
4902 Buildings	-	-	-	-
4903 Improvements Other Than Bldgs.	130,409	416,135	402,000	1,087,100
4904 Machinery & Equipment	37,965	130,500	128,500	64,000
4906 Automobiles & Light Trucks	71,147	40,000	34,000	190,000
4911 Sidewalks	<u>-</u>	<u>15,000</u>	<u>14,500</u>	<u>-</u>
<b>Total Capital Outlay</b>	<b><u>239,520</u></b>	<b><u>601,635</u></b>	<b><u>579,000</u></b>	<b><u>1,341,100</u></b>
 <b>TOTAL EXPENDITURES</b>	 <b><u>\$ 1,883,710</u></b>	 <b><u>\$ 2,623,323</u></b>	 <b><u>\$ 2,464,789</u></b>	 <b><u>\$ 3,259,668</u></b>

**CITY OF DEER PARK  
2016-2017 ANNUAL BUDGET**

**EXPENDITURE SUMMARY**

**411 - RECREATION**

DESCRIPTION	ACTUAL 14-15	BUDGET 15-16	ESTIMATED 15-16	ADOPTED 16-17
Personnel & Related	\$ 1,000,496	\$ 992,773	\$ 931,306	\$ 1,025,203
Services	159,949	176,350	197,350	162,850
Supplies	237,097	301,145	303,645	289,945
Repairs & Maintenance	65,880	86,155	76,155	81,155
Capital Outlay	40,000	62,000	62,000	-
<b>Total Expenditures</b>	<b>\$ 1,503,422</b>	<b>\$ 1,618,423</b>	<b>\$ 1,570,456</b>	<b>\$ 1,559,153</b>

**PERSONNEL SCHEDULE**

Director of Parks and Recreation	1	1	1	1
Parks & Rec. - Assistant Director	1	1	1	1
Recreation Supervisor	1	1	1	1
Parks & Rec. Mktg/Technical Coord.	1	1	1	1
Youth Programs Coordinator	1	1	1	1
Recreation Specialist	3	2	2	2
Secretary	1	1	1	1
PR Administrative Coordinator	0	0	0	1
Office Manager	1	1	1	0
Program Leader - Administration/Marketing	0	1	1	1
Administrative Assistant - Part Time	1	0	0	0
Program Aide	0	11	11	11
Program Leader	0	1	1	0
Game Room Leader	1	0	0	0
Recreation - Part Time	9	0	0	0
Summer Seasonal - Temporary	14	0	0	0

**PROGRAM DESCRIPTION**

The function of the Recreation Department is to offer the citizens of Deer Park a vehicle for leisure activities to include a variety of activities and programs for all ages, including instructional classes and special programs of a seasonal interest, picnics, drama productions, dog shows, etc. The Community Center has several game rooms to provide for active and passive recreational activities.

**CITY OF DEER PARK  
2016-2017 ANNUAL BUDGET**

**411 - RECREATION**

DESCRIPTION	ACTUAL 14-15	BUDGET 15-16	ESTIMATED 15-16	ADOPTED 16-17
<b><u>4100 PERSONNEL &amp; RELATED</u></b>				
4101 Salaries - Full Time	\$ 619,661	\$ 584,095	\$ 577,950	\$ 617,652
4102 Salaries - Part Time	93,805	108,000	78,950	108,000
4103 Salaries - Temporary	-	-	-	-
4104 Salaries - Overtime	16,526	23,000	28,530	23,000
4106 Social Security/Medicare	53,187	53,429	51,315	56,684
4107 TMRS	94,109	85,542	76,790	91,003
4108 Health & Life Insurance	107,188	121,596	105,900	114,312
4109 Workers Compensation	10,909	11,996	6,815	9,482
4111 Car Allowance	4,800	4,800	4,800	4,800
4114 Section 125 Admin Fee	311	315	256	270
4117 Health Savings Account	-	-	-	-
<b>Total Personnel &amp; Related</b>	<b><u>1,000,496</u></b>	<b><u>992,773</u></b>	<b><u>931,306</u></b>	<b><u>1,025,203</u></b>
<b><u>4200 SERVICES</u></b>				
4216 Mobile Telephones	514	2,500	2,500	2,500
4231 Equipment Rental	5,588	6,000	16,000	16,000
4244 Advertising	29,479	27,500	27,500	25,000
4250 Training & Travel	11,910	10,000	12,000	12,000
4251 Subscriptions	-	500	500	500
4252 Dues & Fees	3,535	3,500	3,500	3,500
4279 Software - Other	39,386	33,500	40,000	40,000
4290 Contract Labor	69,337	90,850	90,850	58,850
4295 Outside Services - Oth Govt Ag	200	2,000	4,500	4,500
<b>Total Services</b>	<b><u>159,949</u></b>	<b><u>176,350</u></b>	<b><u>197,350</u></b>	<b><u>162,850</u></b>
<b><u>4300 SUPPLIES</u></b>				
4301 Office Supplies	5,542	10,500	8,000	8,000
4303 Operational Supplies	196,487	233,095	233,095	215,395
4304 Data Processing Supplies	-	500	500	500
4305 Printing	13,906	13,500	18,500	28,500
4307 Postage	2,061	3,500	3,500	12,500
4308 Small Tools & Minor Equipment	12,474	30,500	30,500	15,500
4311 Uniforms	2,253	4,550	4,550	4,550
4328 Gasoline	3,195	5,000	5,000	5,000
4329 Diesel	1,177	-	-	-
<b>Total Supplies</b>	<b><u>237,097</u></b>	<b><u>301,145</u></b>	<b><u>303,645</u></b>	<b><u>289,945</u></b>

**CITY OF DEER PARK  
2016-2017 ANNUAL BUDGET**

**411 - RECREATION**

DESCRIPTION	ACTUAL 14-15	BUDGET 15-16	ESTIMATED 15-16	ADOPTED 16-17
<b><u>4400 REPAIRS &amp; MAINTENANCE</u></b>				
4401 Vehicles	5,287	3,500	3,500	3,500
4402 Machinery & Equipment	1,299	15,000	5,000	5,000
4403 Computer Equipment	-	400	400	400
4404 Buildings	59,294	52,505	52,505	57,505
4405 Radios	-	250	250	250
4409 Air Conditioners	-	14,500	14,500	14,500
<b>Total Repairs &amp; Maintenance</b>	<b><u>65,880</u></b>	<b><u>86,155</u></b>	<b><u>76,155</u></b>	<b><u>81,155</u></b>
<b><u>4900 CAPITAL OUTLAY</u></b>				
4902 Buildings	-	62,000	62,000	-
4904 Machinery & Equipment	40,000	-	-	-
4906 Automobiles & Light Trucks	-	-	-	-
<b>Total Capital Outlay</b>	<b><u>40,000</u></b>	<b><u>62,000</u></b>	<b><u>62,000</u></b>	<b><u>-</u></b>
<b>TOTAL EXPENDITURES</b>	<b><u>\$ 1,503,422</u></b>	<b><u>\$ 1,618,423</u></b>	<b><u>\$ 1,570,456</u></b>	<b><u>\$ 1,559,153</u></b>



**CITY OF DEER PARK  
2016-2017 ANNUAL BUDGET**

**EXPENDITURE SUMMARY**

**412 - ATHLETICS & AQUATICS**

DESCRIPTION	ACTUAL 14-15	BUDGET 15-16	ESTIMATED 15-16	ADOPTED 16-17
Personnel & Related	\$ 384,810	\$ 431,397	\$ 448,736	\$ 465,858
Services	72,748	68,660	104,160	145,660
Supplies	180,882	147,400	181,000	192,900
Repairs & Maintenance	27,900	81,000	71,000	41,000
Capital Outlay	-	94,000	94,000	28,900
<b>Total Expenditures</b>	<b><u>\$ 666,340</u></b>	<b><u>\$ 822,457</u></b>	<b><u>\$ 898,896</u></b>	<b><u>\$ 874,318</u></b>

**PERSONNEL SCHEDULE**

Athletics & Aquatics Supervisor	1	1	1	1
Athletics & Aquatics Coordinator	1	1	1	1
Recreation Specialist	0	1	1	1
Pool Manager - Temporary	5	5	4	4
Lifeguard - Temporary	30	30	30	30
Gym - Part-time	4	0	0	0
Program Aide	0	5	7	7
Program Leader	0	2	1	1
Swim Aide/Cashier - Temporary	6	6	6	6
Athletic Leader - Temporary	4	4	3	3

**PROGRAM DESCRIPTION**

The Athletics & Aquatics Department offers a wide variety of athletic activities, including softball, basketball, volleyball, tennis, track and field, racquetball, and swimming. This department organizes, sponsors, and administers these activities. The City pool is located in Dow Park and is open from June through August of each year.

**CITY OF DEER PARK  
2016-2017 ANNUAL BUDGET**

**412 - ATHLETICS & AQUATICS**

DESCRIPTION	ACTUAL 14-15	BUDGET 15-16	ESTIMATED 15-16	ADOPTED 16-17
<b><u>4100 PERSONNEL &amp; RELATED</u></b>				
4101 Salaries - Full Time	\$ 108,282	\$ 162,600	\$ 155,020	\$ 153,362
4102 Salaries - Part Time	46,707	47,500	71,983	67,500
4103 Salaries - Temporary	151,730	139,744	139,744	153,744
4104 Salaries - Overtime	24,087	8,440	11,950	12,000
4106 Social Security/Medicare	25,164	25,899	27,420	26,617
4107 TMRS	18,454	23,920	21,790	23,097
4108 Health & Life Insurance	6,207	17,388	17,470	24,996
4109 Workers Compensation	4,133	5,816	3,303	4,452
4114 Section 125 Admin Fee	44	90	56	90
4117 Health Savings Account	-	-	-	-
<b>Total Personnel &amp; Related</b>	<b><u>384,810</u></b>	<b><u>431,397</u></b>	<b><u>448,736</u></b>	<b><u>465,858</u></b>
<b><u>4200 SERVICES</u></b>				
4216 Mobile Telephones	556	700	700	700
4219 Mobile Technology	-	960	960	960
4244 Advertising	3,408	2,500	2,500	2,500
4250 Training & Travel	11,043	11,000	11,000	11,000
4252 Dues & Fees	4,523	6,000	4,000	5,000
4290 Contract Labor	40,451	24,000	65,000	102,000
4295 Outside Services - Oth Govt Ag	12,767	23,500	20,000	23,500
<b>Total Services</b>	<b><u>72,748</u></b>	<b><u>68,660</u></b>	<b><u>104,160</u></b>	<b><u>145,660</u></b>
<b><u>4300 SUPPLIES</u></b>				
4301 Office Supplies	5,476	3,800	4,500	4,500
4303 Operational Supplies	139,095	119,600	140,000	141,000
4308 Small Tools & Minor Equipment	22,870	3,900	20,000	30,900
4311 Uniforms	5,292	10,000	7,500	7,500
4314 Protective Clothing	8,110	9,600	8,500	8,500
4328 Gasoline	40	500	500	500
<b>Total Supplies</b>	<b><u>180,882</u></b>	<b><u>147,400</u></b>	<b><u>181,000</u></b>	<b><u>192,900</u></b>

**CITY OF DEER PARK  
2016-2017 ANNUAL BUDGET**

**412 - ATHLETICS & AQUATICS**

DESCRIPTION	ACTUAL 14-15	BUDGET 15-16	ESTIMATED 15-16	ADOPTED 16-17
<b><u>4400 REPAIRS &amp; MAINTENANCE</u></b>				
4401 Vehicle Repairs & Maintenance	-	500	500	500
4402 Machinery & Equipment	816	5,000	5,000	5,000
4404 Buildings	3,931	50,000	40,000	10,000
4409 Air Conditioners	-	3,000	3,000	3,000
4412 Grounds	(9)	-	-	-
4417 Swimming Pool	<u>23,163</u>	<u>22,500</u>	<u>22,500</u>	<u>22,500</u>
<b>Total Repairs &amp; Maintenance</b>	<b><u>27,900</u></b>	<b><u>81,000</u></b>	<b><u>71,000</u></b>	<b><u>41,000</u></b>
<b><u>4900 CAPITAL OUTLAY</u></b>				
4902 Buildings	-	19,000	19,000	-
4903 Improvements Other Than Bldgs.	-	60,000	60,000	22,900
4904 Machinery & Equipment	<u>-</u>	<u>15,000</u>	<u>15,000</u>	<u>6,000</u>
<b>Total Capital Outlay</b>	<b><u>-</u></b>	<b><u>94,000</u></b>	<b><u>94,000</u></b>	<b><u>28,900</u></b>
 <b>TOTAL EXPENDITURES</b>	 <b><u>\$ 666,340</u></b>	 <b><u>\$ 822,457</u></b>	 <b><u>\$ 898,896</u></b>	 <b><u>\$ 874,318</u></b>

**CITY OF DEER PARK  
2016-2017 ANNUAL BUDGET**

**EXPENDITURE SUMMARY**

**413 - BUILDING MAINTENANCE**

DESCRIPTION	ACTUAL 14-15	BUDGET 15-16	ESTIMATED 15-16	ADOPTED 16-17
Personnel & Related	\$ 524,539	\$ 550,266	\$ 478,087	\$ 562,471
Services	2,386	3,000	3,000	6,000
Supplies	56,041	64,700	66,686	62,700
Repairs & Maintenance	3,400	7,900	7,900	16,400
Capital Outlay	-	25,000	23,014	40,000
<b>Total Expenditures</b>	<b><u>\$ 586,366</u></b>	<b><u>\$ 650,866</u></b>	<b><u>\$ 578,687</u></b>	<b><u>\$ 687,571</u></b>

**PERSONNEL SCHEDULE**

Building Maintenance Supervisor	1	1	1	1
Maintenance Worker	1	1	1	1
Custodian	6	6	6	6
P & R Laborer	0	3	3	3
Custodian - Part-time	3	0	0	0

**PROGRAM DESCRIPTION**

The Building Maintenance Department is responsible for the custodial care of City buildings, and ball field and parks facilities. This department also handles limited maintenance activities such as painting, glass repair, and minor carpentry.

**CITY OF DEER PARK  
2016-2017 ANNUAL BUDGET**

**413 - BUILDING MAINTENANCE**

DESCRIPTION	ACTUAL 14-15	BUDGET 15-16	ESTIMATED 15-16	ADOPTED 16-17
<b><u>4100 PERSONNEL &amp; RELATED</u></b>				
4101 Salaries - Full Time	\$ 339,384	\$ 345,479	\$ 303,190	\$ 343,101
4102 Salaries - Part Time	28,033	45,000	24,770	45,000
4104 Salaries - Overtime	15,585	15,000	18,315	15,000
4106 Social Security/Medicare	28,468	29,439	26,760	30,436
4107 TMRS	52,114	50,279	41,400	50,731
4108 Health & Life Insurance	54,386	57,132	59,110	70,056
4109 Workers Compensation	6,436	7,802	4,431	6,677
4114 Section 125 Admin Fee	133	135	111	180
4117 Health Savings Account	-	-	-	1,290
<b>Total Personnel &amp; Related</b>	<b><u>524,539</u></b>	<b><u>550,266</u></b>	<b><u>478,087</u></b>	<b><u>562,471</u></b>
<b><u>4200 SERVICES</u></b>				
4216 Mobile Telephones	516	1,000	1,000	1,000
4250 Training and Travel	-	-	-	3,000
4290 Contract Labor	1,870	2,000	2,000	2,000
<b>Total Services</b>	<b><u>2,386</u></b>	<b><u>3,000</u></b>	<b><u>3,000</u></b>	<b><u>6,000</u></b>
<b><u>4300 SUPPLIES</u></b>				
4301 Office Supplies	437	550	550	550
4302 Cleaning Supplies	48	-	-	-
4303 Operational Supplies	40,329	48,950	48,950	48,950
4308 Small Tools & Minor Equipment	9,243	7,500	9,486	5,500
4311 Uniforms	2,320	2,500	2,500	2,500
4328 Gasoline	3,664	5,200	5,200	5,200
<b>Total Supplies</b>	<b><u>56,041</u></b>	<b><u>64,700</u></b>	<b><u>66,686</u></b>	<b><u>62,700</u></b>

**CITY OF DEER PARK  
2016-2017 ANNUAL BUDGET**

**413 - BUILDING MAINTENANCE**

DESCRIPTION	ACTUAL 14-15	BUDGET 15-16	ESTIMATED 15-16	ADOPTED 16-17
<b><u>4400 REPAIRS &amp; MAINTENANCE</u></b>				
4401 Vehicles	1,487	2,000	2,000	2,000
4402 Machinery & Equipment	125	1,900	1,900	1,900
4404 Buildings	<u>1,789</u>	<u>4,000</u>	<u>4,000</u>	<u>12,500</u>
<b>Total Repairs &amp; Maintenance</b>	<b><u>3,400</u></b>	<b><u>7,900</u></b>	<b><u>7,900</u></b>	<b><u>16,400</u></b>
<b><u>4900 CAPITAL OUTLAY</u></b>				
4906 Automobiles & Light Trucks	<u>-</u>	<u>25,000</u>	<u>23,014</u>	<u>40,000</u>
<b>Total Capital Outlay</b>	<b><u>-</u></b>	<b><u>25,000</u></b>	<b><u>23,014</u></b>	<b><u>40,000</u></b>
 <b>TOTAL EXPENDITURES</b>	 <b><u>\$ 586,366</u></b>	 <b><u>\$ 650,866</u></b>	 <b><u>\$ 578,687</u></b>	 <b><u>\$ 687,571</u></b>

**CITY OF DEER PARK  
2016-2017 ANNUAL BUDGET**

**EXPENDITURE SUMMARY**

**415 - SENIOR SERVICES**

DESCRIPTION	ACTUAL 14-15	BUDGET 15-16	ESTIMATED 15-16	ADOPTED 16-17
Personnel & Related	\$ 226,772	\$ 232,150	\$ 169,583	\$ 213,289
Services	14,737	17,200	20,200	20,200
Supplies	243,745	288,700	285,200	294,900
Repairs & Maintenance	13,252	17,700	18,700	19,200
Capital Outlay	<u>16,974</u>	<u>30,000</u>	<u>30,000</u>	<u>15,000</u>
<b>Total Expenditures</b>	<b><u>\$ 515,480</u></b>	<b><u>\$ 585,750</u></b>	<b><u>\$ 523,683</u></b>	<b><u>\$ 562,589</u></b>

**PERSONNEL SCHEDULE**

Senior Services Supervisor	1	1	1	1
Recreation Specialist	1	1	1	1
Program Aide - Part Time	6	5	5	5
Program Leader - Part Time	0	1	1	1

**PROGRAM DESCRIPTION**

The Senior Services Department operates the Maxwell Center providing a wide variety of services to the senior adults in Deer Park.

**CITY OF DEER PARK  
2016-2017 ANNUAL BUDGET**

**415 - SENIOR SERVICES**

DESCRIPTION	ACTUAL 14-15	BUDGET 15-16	ESTIMATED 15-16	ADOPTED 16-17
<b><u>4100 PERSONNEL &amp; RELATED</u></b>				
4101 Salaries - Full Time	\$ 123,473	\$ 125,815	\$ 75,250	\$ 102,733
4102 Salaries - Part Time	54,102	53,000	64,100	53,000
4104 Salaries - Overtime	77	1,000	1,000	1,000
4106 Social Security/Medicare	13,256	13,011	10,690	11,943
4107 TMRS	18,108	17,703	9,941	14,838
4108 Health & Life Insurance	16,475	20,148	7,742	29,472
4109 Workers Compensation	1,282	1,473	837	213
4114 Section 125 Admin Fee	-	-	23	90
4117 Health Savings Account	-	-	-	-
<b>Total Personnel &amp; Related</b>	<b><u>226,772</u></b>	<b><u>232,150</u></b>	<b><u>169,583</u></b>	<b><u>213,289</u></b>
<b><u>4200 SERVICES</u></b>				
4231 Equipment Rentals	417	4,800	4,800	4,800
4244 Advertising	2,825	1,500	1,500	1,500
4250 Training & Travel	3,565	2,000	5,000	5,000
4252 Dues & Fees	390	400	400	400
4290 Contract Labor	7,539	8,500	8,500	8,500
<b>Total Services</b>	<b><u>14,737</u></b>	<b><u>17,200</u></b>	<b><u>20,200</u></b>	<b><u>20,200</u></b>
<b><u>4300 SUPPLIES</u></b>				
4301 Office Supplies	1,611	1,500	1,500	1,500
4303 Operational Supplies	236,608	265,300	265,300	286,500
4304 Data Processing Supplies	114	-	-	-
4307 Postage	111	400	400	400
4308 Small Tools & Minor Equipment	1,482	14,500	14,500	2,500
4311 Uniforms	156	1,000	1,000	1,000
4328 Gasoline	3,662	6,000	2,500	3,000
<b>Total Supplies</b>	<b><u>243,745</u></b>	<b><u>288,700</u></b>	<b><u>285,200</u></b>	<b><u>294,900</u></b>



**CITY OF DEER PARK  
2016-2017 ANNUAL BUDGET**

**415 - SENIOR SERVICES**

DESCRIPTION	ACTUAL 14-15	BUDGET 15-16	ESTIMATED 15-16	ADOPTED 16-17
<b><u>4400 REPAIRS &amp; MAINTENANCE</u></b>				
4401 Vehicles	2,652	2,000	3,000	3,000
4402 Machinery & Equipment	3,337	4,000	4,000	4,000
4404 Buildings	7,263	6,000	6,000	6,000
4409 Air Conditioners	-	3,700	3,700	3,700
4412 Grounds	-	2,000	2,000	2,500
<b>Total Repairs &amp; Maintenance</b>	<b><u>13,252</u></b>	<b><u>17,700</u></b>	<b><u>18,700</u></b>	<b><u>19,200</u></b>
<b><u>4900 CAPITAL OUTLAY</u></b>				
4902 Buildings	-	-	-	15,000
4903 Improvements Other Than Bldgs.	-	-	-	-
4904 Machinery & Equipment	16,974	-	-	-
4906 Automobiles & Light Trucks	-	30,000	30,000	-
<b>Total Capital Outlay</b>	<b><u>16,974</u></b>	<b><u>30,000</u></b>	<b><u>30,000</u></b>	<b><u>15,000</u></b>
 <b>TOTAL EXPENDITURES</b>	 <b><u>\$ 515,480</u></b>	 <b><u>\$ 585,750</u></b>	 <b><u>\$ 523,683</u></b>	 <b><u>\$ 562,589</u></b>

**CITY OF DEER PARK  
2016-2017 ANNUAL BUDGET**

**EXPENDITURE SUMMARY**

**416 - AFTER SCHOOL ACTIVITY PROGRAM**

DESCRIPTION	ACTUAL 14-15	BUDGET 15-16	ESTIMATED 15-16	ADOPTED 16-17
Personnel & Related	\$ 221,586	\$ 264,234	\$ 227,299	\$ 266,745
Services	2,578	8,650	11,650	11,650
Supplies	74,574	78,250	79,250	78,250
Repair & Maintenance	-	5,000	5,000	5,000
Capital Outlay	-	-	-	32,000
<b>Total Expenditures</b>	<b><u>\$ 298,739</u></b>	<b><u>\$ 356,134</u></b>	<b><u>\$ 323,199</u></b>	<b><u>\$ 393,645</u></b>

**PERSONNEL SCHEDULE**

Afterschool Leader	0	0	0	0
Program Leader	5	5	5	5
Afterschool Aide	16	16	16	16

**PROGRAM DESCRIPTION**

The After School Activity Program (ASAP) operates during the school year only for the benefit of children who might otherwise be unsupervised during after school hours. The program offers leisure education designed to help the children develop a positive self image by learning teamwork, cooperation, improved study habits, and decision making skills.

**CITY OF DEER PARK  
2016-2017 ANNUAL BUDGET**

**416 - AFTER SCHOOL ACTIVITY PROGRAM**

DESCRIPTION	ACTUAL 14-15	BUDGET 15-16	ESTIMATED 15-16	ADOPTED 16-17
<b><u>4100 PERSONNEL &amp; RELATED</u></b>				
4102 Salaries - Part Time	\$ 198,471	\$ 240,000	\$ 206,345	\$ 240,000
4104 Salaries - Overtime	4,403	3,500	2,551	5,000
4106 Social Security/Medicare	15,520	16,932	16,250	18,628
4109 Workers Compensation	3,192	3,802	2,153	3,117
<b>Total Personnel &amp; Related</b>	<b><u>221,586</u></b>	<b><u>264,234</u></b>	<b><u>227,299</u></b>	<b><u>266,745</u></b>
<b><u>4200 SERVICES</u></b>				
4216 Mobile Telephone	1,561	2,150	750	750
4219 Mobile Technology	-	-	1,400	1,400
4250 Training & Travel	804	6,200	6,200	6,200
4251 Subscriptions	213	300	300	300
4279 Software - Other	-	-	3,000	3,000
<b>Total Services</b>	<b><u>2,578</u></b>	<b><u>8,650</u></b>	<b><u>11,650</u></b>	<b><u>11,650</u></b>
<b><u>4300 SUPPLIES</u></b>				
4301 Office Supplies	2,607	2,000	3,000	3,000
4303 Operational Supplies	65,086	65,000	65,000	65,000
4308 Small Tools & Minor Equipment	371	250	250	250
4311 Uniforms	4,892	7,000	7,000	7,000
4329 Diesel	1,619	4,000	4,000	3,000
<b>Total Supplies</b>	<b><u>74,574</u></b>	<b><u>78,250</u></b>	<b><u>79,250</u></b>	<b><u>78,250</u></b>
<b><u>4400 REPAIRS &amp; MAINTENANCE</u></b>				
4401 Vehicles	-	5,000	5,000	5,000
<b>Total Repair &amp; Maintenance</b>	<b><u>-</u></b>	<b><u>5,000</u></b>	<b><u>5,000</u></b>	<b><u>5,000</u></b>
<b><u>4900 CAPITAL OUTLAY</u></b>				
4907 Large Trucks/Heavy Rolling Stock	-	-	-	32,000
<b>Total Capital Outlay</b>	<b><u>-</u></b>	<b><u>-</u></b>	<b><u>-</u></b>	<b><u>32,000</u></b>
<b>TOTAL EXPENDITURES</b>	<b><u>\$ 298,739</u></b>	<b><u>\$ 356,134</u></b>	<b><u>\$ 323,199</u></b>	<b><u>\$ 393,645</u></b>

**CITY OF DEER PARK  
2016-2017 ANNUAL BUDGET**

**EXPENDITURE SUMMARY**

**417 - DRAMA**

DESCRIPTION	ACTUAL 14-15	BUDGET 15-16	ESTIMATED 15-16	ADOPTED 16-17
Personnel & Related	\$ 262,787	\$ 278,941	\$ 291,690	\$ 312,006
Services	24,879	27,000	29,290	27,550
Supplies	93,184	86,900	80,134	82,350
Repairs & Maintenance	20,659	13,100	13,100	23,600
Capital Outlay	-	86,500	86,500	7,100
<b>Total Expenditures</b>	<b><u>\$ 401,509</u></b>	<b><u>\$ 492,441</u></b>	<b><u>\$ 500,714</u></b>	<b><u>\$ 452,606</u></b>

**PERSONNEL SCHEDULE**

Artistic/Managing Supervisor	1	1	1	1
Technical Production Coordinator	0	1	1	1
Theater/Drama Specialist II	1	0	0	1
Theater/Drama Specialist I	1	1	1	0
Program Aide	0	2	2	2
Program Leader	0	1	1	1
Theater - Part-time	3	0	0	0

**PROGRAM DESCRIPTION**

The Art Park Players is the City's community theatre offering many shows each season and participating in many City events throughout the year. Art Park Players is the only dinner theatre in the Houston area offering several dinner shows each year and many special one-night-only productions. There is also a Junior Art Park Players theatre program, which helps students gain self-confidence as they develop their creativity through participation in classes and programs.

**CITY OF DEER PARK  
2016-2017 ANNUAL BUDGET**

**417 - DRAMA**

DESCRIPTION	ACTUAL 14-15	BUDGET 15-16	ESTIMATED 15-16	ADOPTED 16-17
<b><u>4100 PERSONNEL &amp; RELATED</u></b>				
4101 Salaries - Full Time	\$ 158,859	\$ 169,619	\$ 169,370	\$ 174,352
4102 Salaries - Part Time	38,526	43,672	55,100	58,672
4104 Salaries - Overtime	-	-	1,725	3,000
4106 Social Security/Medicare	14,730	15,798	17,020	16,378
4107 TMRS	23,283	23,607	21,490	24,531
4108 Health & Life Insurance	25,479	24,012	25,710	33,348
4109 Workers Compensation	1,910	2,233	1,275	1,725
4117 Health Savings Account	-	-	-	-
<b>Total Personnel &amp; Related</b>	<b><u>262,787</u></b>	<b><u>278,941</u></b>	<b><u>291,690</u></b>	<b><u>312,006</u></b>
<b><u>4200 SERVICES</u></b>				
4216 Mobile Telephone	649	600	600	600
4231 Equipment Rental	1,082	-	3,540	4,200
4232 Building Rental	2,224	2,000	2,400	-
4244 Advertising	314	2,500	2,500	2,500
4250 Training & Travel	100	3,850	2,200	2,200
4251 Subscriptions	-	50	50	50
4252 Dues & Fees	8,542	12,000	12,000	12,000
4290 Contract Labor	11,968	6,000	6,000	6,000
4295 Outside Services	-	-	-	-
<b>Total Services</b>	<b><u>24,879</u></b>	<b><u>27,000</u></b>	<b><u>29,290</u></b>	<b><u>27,550</u></b>
<b><u>4300 SUPPLIES</u></b>				
4301 Office Supplies	286	2,900	2,000	2,000
4303 Operational Supplies	87,723	74,500	75,134	74,500
4304 Data Processing Supplies	141	1,000	500	500
4307 Postage	-	6,500	500	500
4308 Small Tools & Minor Equipment	5,034	1,000	1,000	3,850
4311 Uniforms	-	1,000	1,000	1,000
<b>Total Supplies</b>	<b><u>93,184</u></b>	<b><u>86,900</u></b>	<b><u>80,134</u></b>	<b><u>82,350</u></b>

**CITY OF DEER PARK  
2016-2017 ANNUAL BUDGET**

**417 - DRAMA**

DESCRIPTION	ACTUAL 14-15	BUDGET 15-16	ESTIMATED 15-16	ADOPTED 16-17
<b><u>4400 REPAIRS &amp; MAINTENANCE</u></b>				
4401 Vehicles	-	500	500	500
4402 Machinery & Equipment	3,628	500	500	500
4403 Computer Equipment	-	100	100	100
4404 Buildings	17,031	10,000	10,000	20,500
4409 Air Conditioners	-	2,000	2,000	2,000
<b>Total Repairs &amp; Maintenance</b>	<b><u>20,659</u></b>	<b><u>13,100</u></b>	<b><u>13,100</u></b>	<b><u>23,600</u></b>
<b><u>4900 CAPITAL OUTLAY</u></b>				
4902 Buildings	-	76,500	76,500	7,100
4904 Machinery & Equipment	-	10,000	10,000	-
4906 Automobiles & Light Trucks	-	-	-	-
<b>Total Capital Outlay</b>	<b><u>-</u></b>	<b><u>86,500</u></b>	<b><u>86,500</u></b>	<b><u>7,100</u></b>
<b>TOTAL EXPENDITURES</b>	<b><u>\$ 401,509</u></b>	<b><u>\$ 492,441</u></b>	<b><u>\$ 500,714</u></b>	<b><u>\$ 452,606</u></b>

**CITY OF DEER PARK  
2016-2017 ANNUAL BUDGET**

**EXPENDITURE SUMMARY**

**420 - LIBRARY**

DESCRIPTION	ACTUAL 14-15	BUDGET 15-16	ESTIMATED 15-16	ADOPTED 16-17
Personnel & Related	\$ 769,658	\$ 810,365	\$ 746,129	\$ 855,534
Services	45,187	57,437	52,609	57,759
Supplies	137,556	150,878	150,030	157,628
Repairs & Maintenance	17,646	11,900	12,200	12,200
Capital Outlay	21,535	26,570	26,570	39,211
<b>Total Expenditures</b>	<b>\$ 991,581</b>	<b>\$ 1,057,150</b>	<b>\$ 987,538</b>	<b>\$ 1,122,332</b>

**PERSONNEL SCHEDULE**

Library Director	1	1	1	1
Asst. Library Director - Adult Services	1	1	1	1
Librarian - Children's	1	1	1	1
Assistant Children's Librarian	1	1	1	1
Library Technical Services Supervisor	1	1	1	1
Library Assistant	1	1	1	1
Administrative Assistant	1	1	1	1
Clerk	4	4	4	4
Library Page - Part-time	3	3	3	3
Part-time Library Clerk	1	1	1	1
Reference Librarian - Part-time	2	2	2	2

**PROGRAM DESCRIPTION**

In addition to the basic library services of circulating books, audio books, and DVDs, the Library provides computers and laptops for the public to access the Internet along with other electronic resources and Microsoft Office. Services such as reference, referral and interlibrary loan are also available. Special programs for children include the Summer Reading/Read to Me Program, story time for toddlers and preschoolers, family films, crafts and tours of the library. Programs for older children include pre-teen craft Teen Summer Reading Program, Thursday Movie Matinee, and Teen Tech. Adult programming includes computer classes, Tuesday crochet class, Adult Summer Reading Program, and Mystery Book Club.

Deer Park Public Library is accredited by the Texas State Library and Archives Commission.

**CITY OF DEER PARK  
2016-2017 ANNUAL BUDGET**

**420 - LIBRARY**

DESCRIPTION	ACTUAL 14-15	BUDGET 15-16	ESTIMATED 15-16	ADOPTED 16-17
<b><u>4100 PERSONNEL &amp; RELATED</u></b>				
4101 Salaries - Full Time	\$ 519,621	\$ 535,088	\$ 491,220	\$ 539,923
4102 Salaries - Part Time	56,558	71,670	67,750	78,670
4104 Salaries - Overtime	186	1,000	500	1,000
4106 Social Security/Medicare	42,877	46,021	41,300	46,435
4107 TMRS	76,184	74,986	64,520	77,053
4108 Health & Life Insurance	73,113	80,292	79,260	110,160
4109 Workers Compensation	942	1,128	650	868
4114 Section 125 Admin Fee	178	180	134	180
4117 Health Savings Account	-	-	795	1,245
<b>Total Personnel &amp; Related</b>	<b><u>769,658</u></b>	<b><u>810,365</u></b>	<b><u>746,129</u></b>	<b><u>855,534</u></b>
<b><u>4200 SERVICES</u></b>				
4216 Mobile Telephone	727	2,289	1,536	2,289
4250 Training & Travel	4,540	4,500	3,900	6,000
4251 Subscriptions	33,830	37,600	37,578	38,600
4252 Dues & Fees	1,281	2,369	2,315	2,369
4255 Community/Employee Affairs	639	1,200	800	400
4279 Software - Other	-	4,979	2,313	3,601
4290 Contract Labor	4,170	4,500	4,167	4,500
<b>Total Services</b>	<b><u>45,187</u></b>	<b><u>57,437</u></b>	<b><u>52,609</u></b>	<b><u>57,759</u></b>
<b><u>4300 SUPPLIES</u></b>				
4301 Office Supplies	2,846	3,000	3,000	3,000
4303 Operational Supplies	35,109	46,393	46,125	46,393
4304 Data Processing Supplies	16,649	18,175	17,382	18,175
4305 Printing	74	-	-	-
4306 Copy Charges	1,936	2,000	3,200	3,500
4307 Postage	579	2,000	1,100	2,000
4308 Small Tools & Minor Equipment	6,237	1,810	1,723	7,060
4348 Books	74,126	77,500	77,500	77,500
<b>Total Supplies</b>	<b><u>137,556</u></b>	<b><u>150,878</u></b>	<b><u>150,030</u></b>	<b><u>157,628</u></b>



**CITY OF DEER PARK  
2016-2017 ANNUAL BUDGET**

**420 - LIBRARY**

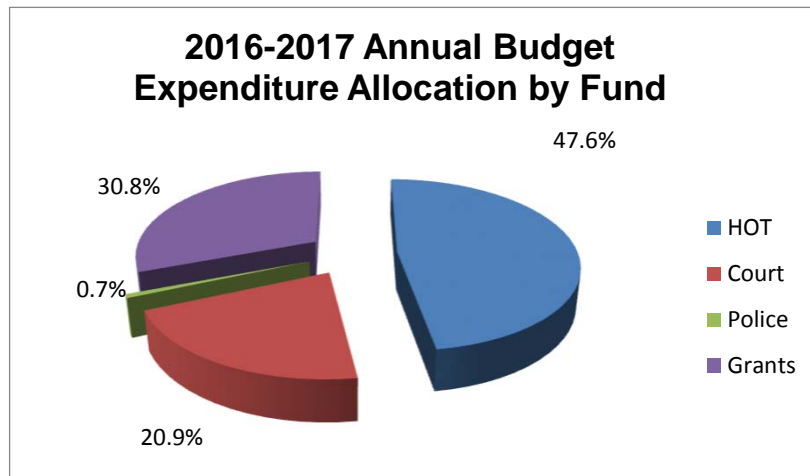
DESCRIPTION	ACTUAL 14-15	BUDGET 15-16	ESTIMATED 15-16	ADOPTED 16-17
<b><u>4400 REPAIRS &amp; MAINTENANCE</u></b>				
4404 Buildings	12,470	5,200	6,500	8,200
4409 Air Conditioners	<u>5,175</u>	<u>6,700</u>	<u>5,700</u>	<u>4,000</u>
<b>Total Repairs &amp; Maintenance</b>	<b><u>17,646</u></b>	<b><u>11,900</u></b>	<b><u>12,200</u></b>	<b><u>12,200</u></b>
<b><u>4900 CAPITAL OUTLAY</u></b>				
4904 Machinery & Equipment	<u>21,535</u>	<u>26,570</u>	<u>26,570</u>	<u>39,211</u>
<b>Total Capital Outlay</b>	<b><u>21,535</u></b>	<b><u>26,570</u></b>	<b><u>26,570</u></b>	<b><u>39,211</u></b>
<b>TOTAL EXPENDITURES</b>	<b><u>\$ 991,581</u></b>	<b><u>\$ 1,057,150</u></b>	<b><u>\$ 987,538</u></b>	<b><u>\$ 1,122,332</u></b>

**CITY OF DEER PARK  
2016 - 2017 ANNUAL BUDGET  
SPECIAL REVENUE FUNDS REVENUES & RESOURCES**

DESCRIPTION	ACTUAL 14-15	BUDGET 15-16	ESTIMATED 15-16	PROJECTED 16-17
<b><u>Tax Revenue</u></b>				
3123 Hotel/Motel Taxes	\$ 711,406	\$ 669,560	\$ 707,345	\$ 684,564
<b>Total Tax Revenue</b>	<b>711,406</b>	<b>669,560</b>	<b>707,345</b>	<b>684,564</b>
<b><u>Fines</u></b>				
3315 Court Security Fee	29,799	29,000	41,570	35,000
3316 Judicial Fee	5,941	5,800	8,290	7,200
3317 Child Safety Fee	47,057	40,000	50,200	45,000
3318 TTPJI Fee	5,823	6,300	7,360	6,300
3319 Court Technology Fee	39,716	39,000	55,426	48,000
3320 Juvenile Case Manager Fee	58,319	57,000	68,816	60,000
<b>Total Fines</b>	<b>186,655</b>	<b>177,100</b>	<b>231,662</b>	<b>201,500</b>
<b><u>User Fees</u></b>				
3521 School Crossing Guards	100,624	120,000	120,000	120,000
3525 DPISD Officer Program	154,462	150,000	160,000	-
<b>Total User Fees</b>	<b>255,086</b>	<b>270,000</b>	<b>280,000</b>	<b>120,000</b>
<b><u>Other Revenue</u></b>				
3620 Investments	15	-	50	-
<b>Total Other Revenue</b>	<b>15</b>	<b>-</b>	<b>50</b>	<b>-</b>
<b><u>Special Revenue</u></b>				
3812 Forfeitures	1,979	2,500	1,000	1,000
3631 Miscellaneous Revenue	-	-	-	-
3833 Economic Alliance - Gateway Project	-	-	-	-
3834 H-GAC - Gateway Project	-	-	25,000	-
3842 TPWD - Outdoor Grant	23,548	15,000	15,000	-
3843 TPWD - Wetlands	-	380,000	34,500	365,500
3844 TPWD - Hike & Bike Trails	-	200,000	30,000	170,000
<b>Total Special Revenue</b>	<b>25,527</b>	<b>597,500</b>	<b>105,500</b>	<b>536,500</b>
<b>Total Current Revenue</b>	<b>1,178,690</b>	<b>1,714,160</b>	<b>1,324,557</b>	<b>1,542,564</b>
<b><u>Prior Year Revenue</u></b>				
3640 Prior Year Revenue - Hotel/Motel	112,272	526,540	85,530	143,722
3640 Prior Year Revenue - Police	21,086	11,184	12,634	10,950
3640 Prior Year Revenue - Court	58,387	77,450	8,020	49,855
<b>Total Prior Year Revenue</b>	<b>191,745</b>	<b>615,174</b>	<b>106,184</b>	<b>204,527</b>
<b>Total Revenue</b>	<b>\$ 1,370,435</b>	<b>\$ 2,329,334</b>	<b>\$ 1,430,741</b>	<b>\$ 1,747,091</b>

**CITY OF DEER PARK  
2016-2017 ANNUAL BUDGET  
SPECIAL REVENUE FUND EXPENDITURE SUMMARY**

DESCRIPTION	ACTUAL 14-15	BUDGET 15-16	ESTIMATED 15-16	ADOPTED 16-17
General - Hotel Tax	\$ 242,544	\$ 380,000	\$ 347,000	\$ 292,000
City Promotion - Hotel Tax	114,459	243,900	257,711	258,382
Arts Program - Hotel Tax	192,891	129,200	129,824	168,680
Historical - Hotel Tax	237,992	42,500	37,340	99,500
Civic Center - Hotel Tax	35,792	400,500	21,000	9,724
Municipal Court Fund	485,346	519,346	490,873	362,858
Police Forfeiture	23,080	13,684	13,684	11,950
Grants	<u>46,729</u>	<u>595,000</u>	<u>79,500</u>	<u>535,500</u>
<b>Total Expenditures</b>	<b><u>\$ 1,378,833</u></b>	<b><u>\$ 2,324,130</u></b>	<b><u>\$ 1,376,932</u></b>	<b><u>\$ 1,738,594</u></b>



**City of Deer Park  
Special Revenue Fund  
Hotel / Motel**

**HOTEL / MOTEL TAX**

The City of Deer Park has adopted a hotel occupancy tax in accordance with the Texas Tax Code. The Tax Code provides that cities may elect to impose a rate not to exceed seven percent (7%) of the price paid for a room that costs \$2 or more each day that is ordinarily used for sleeping. The use of local hotel occupancy revenue is restricted to expenditures that enhance and promote tourism and the convention and hotel industry.

CITY OF DEER PARK  
 2016 - 2017 ANNUAL BUDGET  
 HOTEL / MOTEL TAX FUND

HOTEL	ACTUAL 14-15	BUDGET 15-16	ESTIMATED 15-16	PROJECTED 16-17
<b><u>Tax Revenue</u></b>				
3123 Hotel/Motel Taxes	\$ 711,406	\$ 669,560	\$ 672,231	\$ 684,564
<b>Total Tax Revenue</b>	<b><u>711,406</u></b>	<b><u>669,560</u></b>	<b><u>672,231</u></b>	<b><u>684,564</u></b>
3640 Prior Year Revenue - Hotel/Motel	<u>112,272</u>	<u>526,540</u>	<u>120,644</u>	<u>143,722</u>
<b>Prior Year Revenue</b>	<b><u>112,272</u></b>	<b><u>526,540</u></b>	<b><u>120,644</u></b>	<b><u>143,722</u></b>
<b>Total Revenue</b>	<b><u>\$ 823,678</u></b>	<b><u>\$ 1,196,100</u></b>	<b><u>\$ 792,875</u></b>	<b><u>\$ 828,286</u></b>

**CITY OF DEER PARK  
2016-2017 ANNUAL BUDGET  
HOTEL/MOTEL TAX FUND EXPENDITURE SUMMARY**

<b>DEPARTMENT</b>		<b>ACTUAL 14-15</b>	<b>BUDGET 15-16</b>	<b>ESTIMATED 15-16</b>	<b>ADOPTED 16-17</b>
601	General - Hotel Tax	\$ 242,544	\$ 380,000	\$ 347,000	\$ 292,000
602	City Promotion - Hotel Tax	114,459	243,900	257,711	258,382
603	Arts Program - Hotel Tax	192,891	129,200	129,824	168,680
605	General - Historical	237,992	42,500	37,340	99,500
606	Civic Center	<u>35,792</u>	<u>400,500</u>	<u>21,000</u>	<u>9,724</u>
<b>TOTAL EXPENDITURES</b>		<b><u>\$ 823,678</u></b>	<b><u>\$ 1,196,100</u></b>	<b><u>\$ 792,875</u></b>	<b><u>\$ 828,286</u></b>

**CITY OF DEER PARK  
HOTEL/MOTEL TAX FUND  
2016-2017 ANNUAL BUDGET**

**EXPENDITURE SUMMARY**

**601 - EVENTS - HOTEL TAX**

DESCRIPTION	ACTUAL 14-15	BUDGET 15-16	ESTIMATED 15-16	ADOPTED 16-17
Services	\$ 20,057	\$ -	\$ -	\$ -
Supplies	159,176	368,000	335,000	280,000
Other Operating Expenditures	<u>63,310</u>	<u>12,000</u>	<u>12,000</u>	<u>12,000</u>
<b>Total Expenditures</b>	<b><u>\$ 242,544</u></b>	<b><u>\$ 380,000</u></b>	<b><u>\$ 347,000</u></b>	<b><u>\$ 292,000</u></b>

**PROGRAM DESCRIPTION**

This portion of hotel/motel tax is used for the general promotion of tourism within the City of Deer Park.

**CITY OF DEER PARK  
HOTEL/MOTEL TAX FUND  
2016-2017 ANNUAL BUDGET**

**601 - EVENTS - HOTEL TAX**

DESCRIPTION	ACTUAL 14-15	BUDGET 15-16	ESTIMATED 15-16	ADOPTED 16-17
<b><u>4200 SERVICES</u></b>				
4215 Utilities Telephone	\$ 766	\$ -	\$ -	\$ -
4216 Mobile Telephone	620	-	-	-
4218 Utilities Cable	1,357	-	-	-
4232 Building Rental	7,800	-	-	-
4239 Audit Fee	4,300	-	-	-
4244 Advertising	3,580	-	-	-
4250 Training & Travel	880	-	-	-
4252 Dues & Fees	565	-	-	-
4279 Software - Other	190	-	-	-
4290 Contract Labor	-	-	-	-
<b>Total Services</b>	<b><u>20,057</u></b>	<b><u>-</u></b>	<b><u>-</u></b>	<b><u>-</u></b>
<b><u>4300 SUPPLIES</u></b>				
4303 Operational Supplies	74,376	143,000	80,000	80,000
4308 Small Tools & Minor Equipment	<u>84,800</u>	<u>225,000</u>	<u>255,000</u>	<u>200,000</u>
<b>Total Supplies</b>	<b><u>159,176</u></b>	<b><u>368,000</u></b>	<b><u>335,000</u></b>	<b><u>280,000</u></b>
<b><u>4500 OTHER OPERATING EXP.</u></b>				
4530 Operating Transfers	<u>63,310</u>	<u>12,000</u>	<u>12,000</u>	<u>12,000</u>
<b>Total Other Operating Expenditures</b>	<b><u>63,310</u></b>	<b><u>12,000</u></b>	<b><u>12,000</u></b>	<b><u>12,000</u></b>
<b>TOTAL EXPENDITURES</b>	<b><u>\$ 242,544</u></b>	<b><u>\$ 380,000</u></b>	<b><u>\$ 347,000</u></b>	<b><u>\$ 292,000</u></b>



**CITY OF DEER PARK  
HOTEL/MOTEL TAX FUND  
2016-2017 ANNUAL BUDGET**

**EXPENDITURE SUMMARY**

**602 - CITY PROMOTION - HOTEL TAX**

DESCRIPTION	ACTUAL 14-15	BUDGET 15-16	ESTIMATED 15-16	ADOPTED 16-17
Services	\$ 114,459	\$ 119,100	\$ 126,020	\$ 134,582
Supplies	-	27,800	24,191	4,300
Other Operating Expenses	-	97,000	107,500	119,500
<b>Total Expenditures</b>	<b>\$ 114,459</b>	<b>\$ 243,900</b>	<b>\$ 257,711</b>	<b>\$ 258,382</b>

**PROGRAM DESCRIPTION**

This portion of hotel/motel tax is used for advertising and marketing efforts to promote tourism and attract visitors to the City of Deer Park.

**CITY OF DEER PARK  
HOTEL/MOTEL TAX FUND  
2016-2017 ANNUAL BUDGET**

**602 - CITY PROMOTION - HOTEL TAX**

DESCRIPTION	ACTUAL 14-15	BUDGET 15-16	ESTIMATED 15-16	ADOPTED 16-17
<b><u>4200 SERVICES</u></b>				
4216 Mobile Telephone	\$ -	\$ 700	\$ 804	\$ 850
4219 Mobile Technology	-	2,000	3,516	7,032
4232 Building Rental	-	7,200	7,200	7,200
4239 Audit Fee	-	6,200	6,000	6,000
4244 Advertising	92,459	22,000	75,000	75,000
4250 Training & Travel	-	5,000	5,500	5,500
4252 Dues & Fees	-	1,000	6,000	11,000
4290 Contract Labor	<u>22,000</u>	<u>75,000</u>	<u>22,000</u>	<u>22,000</u>
<b>Total Services</b>	<b><u>114,459</u></b>	<b><u>119,100</u></b>	<b><u>126,020</u></b>	<b><u>134,582</u></b>
<b><u>4300 SUPPLIES</u></b>				
4303 Operational Supplies	-	-	50	100
4305 Printing	-	15,000	15,105	200
4307 Postage	-	3,000	3,000	3,500
4308 Small Tools & Minor Equipment	<u>-</u>	<u>9,800</u>	<u>6,036</u>	<u>500</u>
<b>Total Supplies</b>	<b><u>-</u></b>	<b><u>27,800</u></b>	<b><u>24,191</u></b>	<b><u>4,300</u></b>
<b><u>4500 OTHER OPERATING EXP.</u></b>				
4530 Operating Transfers	<u>-</u>	<u>97,000</u>	<u>107,500</u>	<u>119,500</u>
<b>Total Other Operating Expenditures</b>	<b><u>-</u></b>	<b><u>97,000</u></b>	<b><u>107,500</u></b>	<b><u>119,500</u></b>
<b>TOTAL EXPENDITURES</b>	<b><u>\$ 114,459</u></b>	<b><u>\$ 243,900</u></b>	<b><u>\$ 257,711</u></b>	<b><u>\$ 258,382</u></b>

**CITY OF DEER PARK  
HOTEL/MOTEL TAX FUND  
2016-2017 ANNUAL BUDGET**

**EXPENDITURE SUMMARY**

**603 - ARTS PROGRAM - HOTEL TAX**

DESCRIPTION	ACTUAL 14-15	BUDGET 15-16	ESTIMATED 15-16	ADOPTED 16-17
Supplies	\$ 9,111	\$ -	\$ -	\$ -
Supplies	76,110	77,200	76,590	131,680
Repairs & Maintenance	24,940	-	-	-
Other Operating Expenditures	35,000	37,000	37,000	37,000
Capital Outlay	47,730	15,000	16,234	-
<b>Total Expenditures</b>	<b>\$ 192,891</b>	<b>\$ 129,200</b>	<b>\$ 129,824</b>	<b>\$ 168,680</b>

**PROGRAM DESCRIPTION**

This portion of hotel/motel tax is used for the promotion of the arts within the City of Deer Park.

**CITY OF DEER PARK  
HOTEL/MOTEL TAX FUND  
2016-2017 ANNUAL BUDGET**

**603 - ARTS PROGRAM - HOTEL TAX**

DESCRIPTION	ACTUAL 14-15	BUDGET 15-16	ESTIMATED 15-16	ADOPTED 16-17
<b><u>4200 SERVICES</u></b>				
4290 Contract Labor	\$ 9,111	\$ -	\$ -	\$ -
<b>Total Services</b>	<b><u>9,111</u></b>	<b><u>-</u></b>	<b><u>-</u></b>	<b><u>-</u></b>
 <b><u>4300 SUPPLIES</u></b>				
4303 Operational Supplies	45,000	60,000	60,000	70,000
4308 Small Tools & Minor Equipment	<u>31,110</u>	<u>17,200</u>	<u>16,590</u>	<u>61,680</u>
<b>Total Supplies</b>	<b><u>76,110</u></b>	<b><u>77,200</u></b>	<b><u>76,590</u></b>	<b><u>131,680</u></b>
 <b><u>4400 REPAIRS &amp; MAINTENANCE</u></b>				
4404 Buildings	<u>24,940</u>	<u>-</u>	<u>-</u>	<u>-</u>
<b>Total Repairs &amp; Maintenance</b>	<b><u>24,940</u></b>	<b><u>-</u></b>	<b><u>-</u></b>	<b><u>-</u></b>
 <b><u>4500 OTHER OPERATING EXP.</u></b>				
4530 Operating Transfers	<u>35,000</u>	<u>37,000</u>	<u>37,000</u>	<u>37,000</u>
<b>Total Other Operating Expenditures</b>	<b><u>35,000</u></b>	<b><u>37,000</u></b>	<b><u>37,000</u></b>	<b><u>37,000</u></b>
 <b><u>4900 CAPITAL OUTLAY</u></b>				
4903 Improvements Other Than Bldgs.	-	15,000	16,234	-
4904 Machinery & Equipment	<u>47,730</u>	<u>-</u>	<u>-</u>	<u>-</u>
<b>Total Capital Outlay</b>	<b><u>47,730</u></b>	<b><u>15,000</u></b>	<b><u>16,234</u></b>	<b><u>-</u></b>
 <b>TOTAL EXPENDITURES</b>	 <b><u>\$ 192,891</u></b>	 <b><u>\$ 129,200</u></b>	 <b><u>\$ 129,824</u></b>	 <b><u>\$ 168,680</u></b>

**CITY OF DEER PARK  
HOTEL/MOTEL TAX FUND  
2016-2017 ANNUAL BUDGET**

**EXPENDITURE SUMMARY**

**605 - GENERAL - HISTORICAL**

DESCRIPTION	ACTUAL 14-15	BUDGET 15-16	ESTIMATED 15-16	ADOPTED 16-17
Services	\$ 165	\$ 40,000	\$ 25,000	\$ 5,000
Supplies	18,653	-	4,000	84,500
Repairs & Maintenance	-	2,500	2,000	10,000
Capital Outlay	219,174	-	6,340	-
<b>Total Expenditures</b>	<b>\$ 237,992</b>	<b>\$ 42,500</b>	<b>\$ 37,340</b>	<b>\$ 99,500</b>

**PROGRAM DESCRIPTION**

This portion of hotel/motel tax is used for projects recommended by the Historical and Tourism Committee. The City Council approves all projects.

**CITY OF DEER PARK  
HOTEL/MOTEL TAX FUND  
2016-2017 ANNUAL BUDGET**

**605 - GENERAL - HISTORICAL**

DESCRIPTION	ACTUAL 14-15	BUDGET 15-16	ESTIMATED 15-16	ADOPTED 16-17
<b><u>4200 SERVICES</u></b>				
4250 Training & Travel	\$ 165	\$ -	\$ -	\$ -
4290 Contract Labor	<u>-</u>	<u>40,000</u>	<u>25,000</u>	<u>5,000</u>
<b>Total Services</b>	<b><u>165</u></b>	<b><u>40,000</u></b>	<b><u>25,000</u></b>	<b><u>5,000</u></b>
<b><u>4300 SUPPLIES</u></b>				
4303 Operational Supplies	378	-	4,000	76,500
4305 Printing	30	-	-	-
4308 Small Tools & Minor Equipment	<u>18,245</u>	<u>-</u>	<u>-</u>	<u>8,000</u>
<b>Total Supplies</b>	<b><u>18,653</u></b>	<b><u>-</u></b>	<b><u>4,000</u></b>	<b><u>84,500</u></b>
<b><u>4400 REPAIRS &amp; MAINTENANCE</u></b>				
4404 Buildings	-	1,250	1,000	5,000
4412 Grounds	<u>-</u>	<u>1,250</u>	<u>1,000</u>	<u>5,000</u>
<b>Total Repairs &amp; Maintenance</b>	<b><u>-</u></b>	<b><u>2,500</u></b>	<b><u>2,000</u></b>	<b><u>10,000</u></b>
<b><u>4900 CAPITAL OUTLAY</u></b>				
4903 Improvements Other Than Bldgs.	<u>219,174</u>	<u>-</u>	<u>6,340</u>	<u>-</u>
<b>Total Capital Outlay</b>	<b><u>219,174</u></b>	<b><u>-</u></b>	<b><u>6,340</u></b>	<b><u>-</u></b>
<b>TOTAL EXPENDITURES</b>	<b><u>\$ 237,992</u></b>	<b><u>\$ 42,500</u></b>	<b><u>\$ 37,340</u></b>	<b><u>\$ 99,500</u></b>

**CITY OF DEER PARK  
HOTEL/MOTEL TAX FUND  
2016-2017 ANNUAL BUDGET**

**EXPENDITURE SUMMARY**

**606 - CIVIC CENTER**

DESCRIPTION	ACTUAL 14-15	BUDGET 15-16	ESTIMATED 15-16	ADOPTED 16-17
Supplies	\$ 11,009	\$ 5,500	\$ 5,500	\$ -
Repair & Maintenance	-	-	-	9,724
Capital Outlay	<u>24,783</u>	<u>395,000</u>	<u>15,500</u>	<u>-</u>
<b>Total Expenditures</b>	<b><u>\$ 35,792</u></b>	<b><u>\$ 400,500</u></b>	<b><u>\$ 21,000</u></b>	<b><u>\$ 9,724</u></b>

**PROGRAM DESCRIPTION**

This portion of hotel/motel tax is used to fund the establishment, improvement, and maintenance of a civic center and/or visitor information center within the City of Deer Park.

**CITY OF DEER PARK  
HOTEL/MOTEL TAX FUND  
2016-2017 ANNUAL BUDGET**

**606 - CIVIC CENTER**

DESCRIPTION	ACTUAL 14-15	BUDGET 15-16	ESTIMATED 15-16	ADOPTED 16-17
<b><u>4300 SUPPLIES</u></b>				
4308 Small Tools & Minor Equipment	\$ 11,009	\$ 5,500	\$ 5,500	\$ -
<b>Total Supplies</b>	<b><u>11,009</u></b>	<b><u>5,500</u></b>	<b><u>5,500</u></b>	<b><u>-</u></b>
<b><u>4400 REPAIRS &amp; MAINTENANCE</u></b>				
4404 Buildings	-	-	-	9,724
<b>Total Repairs &amp; Maintenance</b>	<b><u>-</u></b>	<b><u>-</u></b>	<b><u>-</u></b>	<b><u>9,724</u></b>
<b><u>4900 CAPITAL OUTLAY</u></b>				
4902 Buildings	-	375,000	-	-
4903 Improvements Other Than Bldgs.	-	-	-	-
4904 Machinery & Equipment	11,747	20,000	15,500	-
4914 Storm Drainage	-	-	-	-
4941 Consulting Engineer Fee	5,115	-	-	-
4942 Consulting Architect Fee	7,921	-	-	-
<b>Total Capital Outlay</b>	<b><u>24,783</u></b>	<b><u>395,000</u></b>	<b><u>15,500</u></b>	<b><u>-</u></b>
<b>TOTAL EXPENDITURES</b>	<b><u>\$ 35,792</u></b>	<b><u>\$ 400,500</u></b>	<b><u>\$ 21,000</u></b>	<b><u>\$ 9,724</u></b>



**CITY OF DEER PARK  
2016 - 2017 ANNUAL BUDGET  
MUNICIPAL COURT FUND REVENUES & RESOURCES**

DESCRIPTION	ACTUAL 14-15	BUDGET 15-16	ESTIMATED 15-16	PROJECTED 16-17
<b><u>Fines</u></b>				
3315 Court Security Fee	\$ 29,799	\$ 29,000	\$ 41,570	\$ 35,000
3316 Judicial Fee	5,941	5,800	8,290	7,200
3317 Child Safety Fee	47,057	40,000	50,200	45,000
3318 TTPJI Fee	5,823	6,300	7,360	6,300
3319 Court Technology Fee	39,716	39,000	55,426	48,000
3320 Juvenile Case Manager Fee	58,319	57,000	68,816	60,000
<b>Total Fines</b>	<b><u>186,655</u></b>	<b><u>177,100</u></b>	<b><u>231,662</u></b>	<b><u>201,500</u></b>
<b><u>User Fees</u></b>				
3521 School Crossing Guards	100,624	120,000	120,000	120,000
3525 DPISD Officer Program	154,462	150,000	160,000	-
<b>Total User Fees</b>	<b><u>255,086</u></b>	<b><u>270,000</u></b>	<b><u>280,000</u></b>	<b><u>120,000</u></b>
<b>Total Current Revenue</b>	<b>441,741</b>	<b>447,100</b>	<b>511,662</b>	<b>321,500</b>
<b><u>Prior Year Revenue</u></b>				
3640 Court Security Fee	1,172	-	-	10,671
3640 Judicial Fee	1,590	2,000	-	1,200
3640 Child Safety Fee	52,447	56,370	5,936	-
3640 TTPJI Fee	1,497	-	-	-
3640 Court Technology Fee	-	5,180	-	13,834
3640 Juvenile Case Manager Fee	1,681	13,900	2,084	24,150
<b>Total Prior Year Revenue</b>	<b><u>58,387</u></b>	<b><u>77,450</u></b>	<b><u>8,020</u></b>	<b><u>49,855</u></b>
<b>Total Revenue</b>	<b><u>\$ 500,128</u></b>	<b><u>\$ 524,550</u></b>	<b><u>\$ 519,682</u></b>	<b><u>\$ 371,355</u></b>

**CITY OF DEER PARK  
2016-2017 ANNUAL BUDGET  
MUNICIPAL COURT FUND EXPENDITURE SUMMARY**

<b>DEPARTMENT</b>		<b>ACTUAL 14-15</b>	<b>BUDGET 15-16</b>	<b>ESTIMATED 15-16</b>	<b>ADOPTED 16-17</b>
104	Security Fee	\$ 30,971	\$ 26,846	\$ 27,966	\$ 45,119
	Judicial Fee	7,531	7,800	7,800	8,400
	Child Safety Fee	354,590	366,370	336,136	157,105
	Court Technology	24,934	44,180	44,540	61,834
	Juvenile Case Manager Fee	60,000	70,900	70,900	84,150
	TTPJI Fee	<u>7,320</u>	<u>3,250</u>	<u>3,531</u>	<u>6,250</u>
<b>TOTAL EXPENDITURES</b>		<b><u>\$ 485,346</u></b>	<b><u>\$ 519,346</u></b>	<b><u>\$ 490,873</u></b>	<b><u>\$ 362,858</u></b>

**CITY OF DEER PARK  
MUNICIPAL COURT FUND  
2016-2017 ANNUAL BUDGET**

**EXPENDITURE SUMMARY**

**SECURITY FEE**

DESCRIPTION	ACTUAL 14-15	BUDGET 15-16	ESTIMATED 15-16	ADOPTED 16-17
Services	\$ 794	\$ 1,100	\$ 954	\$ 1,100
Supplies	177	-	1,266	-
Other Operating Expenditures	<u>30,000</u>	<u>25,746</u>	<u>25,746</u>	<u>44,019</u>
<b>Total Expenditures</b>	<b><u>\$ 30,971</u></b>	<b><u>\$ 26,846</u></b>	<b><u>\$ 27,966</u></b>	<b><u>\$ 45,119</u></b>

**PROGRAM DESCRIPTION**

Art.102.017 COURT COSTS; COURTHOUSE SECURITY FUND; MUNICIPAL COURT BUILDING SECURITY FUND; JUSTICE COURT BUILDING SECURITY FUND.

(d) Except as provided by Subsection (d-1), the clerks of the respective courts shall collect the costs and pay them to the county or municipal treasurer, as appropriate, or to any other official who discharges the duties commonly delegated to the county or municipal treasurer, as appropriate, for deposit in a fund to be known as the courthouse security fund or a fund to be known as the municipal court building security fund, as appropriate. A fund designated by this subsection may be used only to finance security personnel for a district, county, justice or municipal court, as appropriate, or to finance items when used for the purpose of providing security services for buildings housing a district, county, justice, or municipal court, as appropriate, including:

- (1) the purchase or repair of X-ray machines and conveying systems;
- (2) handheld metal detectors;
- (3) walkthrough metal detectors;
- (4) identification cards and systems;
- (5) electronic locking and surveillance equipment;
- (6) bailiffs, deputy sheriffs, deputy constables, or contract security personnel during times when they are providing appropriate security services;
- (7) signage;
- (8) confiscated weapon inventory and tracking systems;
- (9) locks, chains, alarms, or similar security devices;
- (10) the purchase or repair of bullet-proof glass; and
- (11) continuing education on security issues for court personnel and security personnel.

**CITY OF DEER PARK  
MUNICIPAL COURT FUND  
2016-2017 ANNUAL BUDGET**

**SECURITY FEE**

DESCRIPTION	ACTUAL 14-15	BUDGET 15-16	ESTIMATED 15-16	ADOPTED 16-17
<b><u>4200 SERVICES</u></b>				
4250 Training & Travel	\$ 327	\$ 500	\$ 350	\$ 500
4252 Dues & Fees	<u>467</u>	<u>600</u>	<u>604</u>	<u>600</u>
<b>Total Services</b>	<b><u>794</u></b>	<b><u>1,100</u></b>	<b><u>954</u></b>	<b><u>1,100</u></b>
<b><u>4300 SUPPLIES</u></b>				
4308 Small Tools & Minor Equipment	<u>177</u>	<u>-</u>	<u>1,266</u>	<u>-</u>
<b>Total Supplies</b>	<b><u>177</u></b>	<b><u>-</u></b>	<b><u>1,266</u></b>	<b><u>-</u></b>
<b><u>4500 OTHER OPERATING EXP.</u></b>				
4530 Operating Transfers	<u>30,000</u>	<u>25,746</u>	<u>25,746</u>	<u>44,019</u>
<b>Total Other Operating Expenditures</b>	<b><u>30,000</u></b>	<b><u>25,746</u></b>	<b><u>25,746</u></b>	<b><u>44,019</u></b>
<b>TOTAL EXPENDITURES</b>	<b><u>\$ 30,971</u></b>	<b><u>\$ 26,846</u></b>	<b><u>\$ 27,966</u></b>	<b><u>\$ 45,119</u></b>

**CITY OF DEER PARK  
MUNICIPAL COURT FUND  
2016-2017 ANNUAL BUDGET**

**EXPENDITURE SUMMARY**

**JUDICIAL FEE**

DESCRIPTION	ACTUAL 14-15	BUDGET 15-16	ESTIMATED 15-16	ADOPTED 16-17
Personnel & Related	\$ 7,531	\$ 7,800	\$ 7,800	\$ 8,400
<b>Total Expenditures</b>	<b><u>\$ 7,531</u></b>	<b><u>\$ 7,800</u></b>	<b><u>\$ 7,800</u></b>	<b><u>\$ 8,400</u></b>

**PROGRAM DESCRIPTION**

Sec. 133.105. FEE FOR SUPPORT OF COURT-RELATED PURPOSES.

(b) The treasurer shall deposit 60 cents of each fee collected under this section in the general fund of the municipality or county to promote the efficient operation of the municipal or county courts and the investigation prosecution, and enforcement of offenses that are within the jurisdiction of the courts.

**CITY OF DEER PARK  
MUNICIPAL COURT FUND  
2016-2017 ANNUAL BUDGET**

**JUDICIAL FEE**

DESCRIPTION	ACTUAL 14-15	BUDGET 15-16	ESTIMATED 15-16	ADOPTED 16-17
<b><u>4100 PERSONNEL &amp; RELATED</u></b>				
4106 Social/Security Medicare	\$ 535	\$ 600	\$ 600	\$ 600
4116 Public Official Compensation	<u>6,996</u>	<u>7,200</u>	<u>7,200</u>	<u>7,800</u>
<b>Total Personnel &amp; Related</b>	<b><u>7,531</u></b>	<b><u>7,800</u></b>	<b><u>7,800</u></b>	<b><u>8,400</u></b>
<b>TOTAL EXPENDITURES</b>	<b><u>\$ 7,531</u></b>	<b><u>\$ 7,800</u></b>	<b><u>\$ 7,800</u></b>	<b><u>\$ 8,400</u></b>

**CITY OF DEER PARK  
MUNICIPAL COURT FUND  
2016-2017 ANNUAL BUDGET**

**EXPENDITURE SUMMARY**

**CHILD SAFETY FEES**

DESCRIPTION	ACTUAL 14-15	BUDGET 15-16	ESTIMATED 15-16	ADOPTED 16-17
Personnel & Related	\$ 352,887	\$ 358,030	\$ 336,136	\$ 130,605
Services	359	1,740	-	-
Supplies	1,344	6,600	-	6,500
Repair & Maintenance	-	-	-	-
Other Operating Expenditures	-	-	-	20,000
<b>Total Expenditures</b>	<b><u>\$ 354,590</u></b>	<b><u>\$ 366,370</u></b>	<b><u>\$ 336,136</u></b>	<b><u>\$ 157,105</u></b>

**PERSONNEL SCHEDULE**

School Resource Officer	2	2	2	2
School Crossing Guards - Part Time	21	19	19	19

**PROGRAM DESCRIPTION**

Art. 102.014. COURT COSTS FOR CHILD SAFETY FUND IN MUNICIPALITIES.

(g) In a municipality with a population less than 850,000 according to the most recent federal decennial census, the money collected under this article in a municipal court case must be used for a school crossing guard program if the municipality operates one. If the municipality does not operate a school crossing guard program or if the money received from court costs from municipal court cases exceeds the amount necessary to fund the school crossing guard program, the municipality may either deposit the additional money in an interest-bearing account or expend it for programs designed to enhance child safety, health, or nutrition, including child abuse prevention and intervention and drug and alcohol abuse prevention.

**CITY OF DEER PARK  
MUNICIPAL COURT FUND  
2016-2017 ANNUAL BUDGET**

**CHILD SAFETY FEES**

DESCRIPTION	ACTUAL 14-15	BUDGET 15-16	ESTIMATED 15-16	ADOPTED 16-17
<b><u>4100 PERSONNEL &amp; RELATED</u></b>				
4101 Salaries - Full - Time	\$ 160,097	\$ 159,753	\$ 159,361	\$ -
4102 Salaries - Part - Time	105,090	119,091	105,072	119,000
4104 Salaries - Overtime	15,405	6,000	2,000	-
4106 Social Security/Medicare	20,757	21,543	21,000	9,105
4107 TMRS	25,723	23,026	23,000	-
4108 Health & Life Insurance	22,056	23,160	23,150	-
4109 Workers Compensation	3,715	4,412	2,508	1,500
4110 State Unemployment	-	1,000	-	1,000
4114 Section 125 Admin Fee	44	45	45	-
4117 Health Savings Account	-	-	-	-
<b>Total Personnel &amp; Related</b>	<b><u>352,887</u></b>	<b><u>358,030</u></b>	<b><u>336,136</u></b>	<b><u>130,605</u></b>
<b><u>4200 SERVICES</u></b>				
4250 Training & Travel	359	1,740	-	-
<b>Total Services</b>	<b><u>359</u></b>	<b><u>1,740</u></b>	<b><u>-</u></b>	<b><u>-</u></b>
<b><u>4300 SUPPLIES</u></b>				
4303 Operational Supplies	-	100	-	100
4308 Small Tools & Minor Equipment	234	4,100	-	4,000
4311 Uniforms	1,111	2,400	-	2,400
<b>Total Supplies</b>	<b><u>1,344</u></b>	<b><u>6,600</u></b>	<b><u>-</u></b>	<b><u>6,500</u></b>
<b><u>4400 REPAIR &amp; MAINTENANCE</u></b>				
4405 Radio	-	-	-	-
<b>Total Repair &amp; Maintenance</b>	<b><u>-</u></b>	<b><u>-</u></b>	<b><u>-</u></b>	<b><u>-</u></b>
<b><u>4500 OTHER OPERATING EXPENDITURES</u></b>				
4530 Operating Transfers - GF	-	-	-	20,000
<b>Total Repair &amp; Maintenance</b>	<b><u>-</u></b>	<b><u>-</u></b>	<b><u>-</u></b>	<b><u>20,000</u></b>
<b>TOTAL EXPENDITURES</b>	<b><u>\$ 354,590</u></b>	<b><u>\$ 366,370</u></b>	<b><u>\$ 336,136</u></b>	<b><u>\$ 157,105</u></b>



**CITY OF DEER PARK  
MUNICIPAL COURT FUND  
2016-2017 ANNUAL BUDGET**

**EXPENDITURE SUMMARY**

**TTPJI FEE**

DESCRIPTION	ACTUAL 14-15	BUDGET 15-16	ESTIMATED 15-16	ADOPTED 16-17
Services	\$ 4,266	\$ -	\$ -	\$ -
Supplies	3,054	3,250	3,531	6,250
Repair & Maintenance	-	-	-	-
<b>Total Expenditures</b>	<b><u>\$ 7,320</u></b>	<b><u>\$ 3,250</u></b>	<b><u>\$ 3,531</u></b>	<b><u>\$ 6,250</u></b>

**PROGRAM DESCRIPTION**

Sec. 133.103. TIME PAYMENT FEE

(c) Except as provided by Subsection (c-1), the treasurer shall deposit 10 percent of the fees collected under this section in the general fund of the county or municipality for the purpose of improving the efficiency of the administration of justice in the county or municipality. The county or municipality shall prioritize the needs of the judicial officer who collected the fees when making expenditures under this subsection and use the money deposited to provide for those needs.

(d) The treasurer shall deposit the remainder of the fees collected under this section in the general revenue account of the county or municipality.

**CITY OF DEER PARK  
MUNICIPAL COURT FUND  
2016-2017 ANNUAL BUDGET**

TTPJI FEE

DESCRIPTION	ACTUAL 14-15	BUDGET 15-16	ESTIMATED 15-16	ADOPTED 16-17
<b><u>4200 SERVICES</u></b>				
4250 Training & Travel	\$ 4,266	\$ -	\$ -	\$ -
<b>Total Services</b>	<b><u>4,266</u></b>	<b><u>-</u></b>	<b><u>-</u></b>	<b><u>-</u></b>
<b><u>4300 SUPPLIES</u></b>				
4303 Operational Supplies	608	-		2,000
4304 Data Processing Supplies	1,606	1,000	1,000	3,000
4308 Small Tools & Minor Equipment	-	1,500	1,500	-
4311 Uniforms	839	750	1,031	1,250
<b>Total Supplies</b>	<b><u>3,054</u></b>	<b><u>3,250</u></b>	<b><u>3,531</u></b>	<b><u>6,250</u></b>
<b><u>4400 REPAIR &amp; MAINTENANCE</u></b>				
4404 Building	-	-	-	-
<b>Total Repair &amp; Maintenance</b>	<b><u>-</u></b>	<b><u>-</u></b>	<b><u>-</u></b>	<b><u>-</u></b>
<b>TOTAL EXPENDITURES</b>	<b><u>\$ 7,320</u></b>	<b><u>\$ 3,250</u></b>	<b><u>\$ 3,531</u></b>	<b><u>\$ 6,250</u></b>

**CITY OF DEER PARK  
MUNICIPAL COURT FUND  
2016-2017 ANNUAL BUDGET**

**EXPENDITURE SUMMARY**

**COURT TECHNOLOGY FEE**

DESCRIPTION	ACTUAL 14-15	BUDGET 15-16	ESTIMATED 15-16	ADOPTED 16-17
Services	\$ 24,934	\$ 38,574	\$ 39,671	\$ 44,234
Supplies	-	5,606	4,869	2,600
Repair & Maintenance	-	-	-	5,000
Other Operating Expenditures	-	-	-	10,000
<b>Total Expenditures</b>	<b>\$ 24,934</b>	<b>\$ 44,180</b>	<b>\$ 44,540</b>	<b>\$ 61,834</b>

**PROGRAM DESCRIPTION**

Art. 102.0172. COURT COSTS; MUNICIPAL COURT TECHNOLOGY FUND.

(d) A fund designated by this article may be used only to finance the purchase of or to maintain technological enhancements for a municipal court or municipal court of record, including:

- (1) computer systems;
- (2) computer networks;
- (3) computer hardware;
- (4) computer software;
- (5) imaging systems;
- (6) electronic kiosks;
- (7) electronic ticket writers; and
- (8) docket management systems.

**CITY OF DEER PARK  
MUNICIPAL COURT FUND  
2016-2017 ANNUAL BUDGET**

**COURT TECHNOLOGY FEE**

DESCRIPTION	ACTUAL 14-15	BUDGET 15-16	ESTIMATED 15-16	ADOPTED 16-17
<b><u>4200 SERVICES</u></b>				
4231 Equipment & Other Rentals	\$ 1,253	\$ -	\$ -	\$ 4,500
4250 Training & Travel	-	5,000	5,000	5,000
4252 Dues & Fees	75	-	-	-
4277 Software - Incode	23,606	33,374	34,566	34,534
4290 Contract Labor	-	200	105	200
<b>Total Services</b>	<b><u>24,934</u></b>	<b><u>38,574</u></b>	<b><u>39,671</u></b>	<b><u>44,234</u></b>
<b><u>4300 SUPPLIES</u></b>				
4308 Small Tools & Minor Equipment	-	5,606	4,869	2,600
<b>Total Supplies</b>	<b><u>-</u></b>	<b><u>5,606</u></b>	<b><u>4,869</u></b>	<b><u>2,600</u></b>
<b><u>4400 REPAIR &amp; MAINTENANCE</u></b>				
4402 Machinery & Equipment	-	-	-	5,000
<b>Total Repair &amp; Maintenance</b>	<b><u>-</u></b>	<b><u>-</u></b>	<b><u>-</u></b>	<b><u>5,000</u></b>
<b><u>4500 OTHER OPERATING EXPENDITURES</u></b>				
4530 Operating Transfers - GF	-	-	-	10,000
<b>Total Repair &amp; Maintenance</b>	<b><u>-</u></b>	<b><u>-</u></b>	<b><u>-</u></b>	<b><u>10,000</u></b>
<b>TOTAL EXPENDITURES</b>	<b><u>\$ 24,934</u></b>	<b><u>\$ 44,180</u></b>	<b><u>\$ 44,540</u></b>	<b><u>\$ 61,834</u></b>

**CITY OF DEER PARK  
MUNICIPAL COURT FUND  
2016-2017 ANNUAL BUDGET**

**EXPENDITURE SUMMARY**

**JUVENILE CASE MANAGER FEE**

DESCRIPTION	ACTUAL 14-15	BUDGET 15-16	ESTIMATED 15-16	ADOPTED 16-17
Other Operating Expenditures	\$ 60,000	\$ 70,900	\$ 70,900	\$ 84,150
<b>Total Expenditures</b>	<b><u>\$ 60,000</u></b>	<b><u>\$ 70,900</u></b>	<b><u>\$ 70,900</u></b>	<b><u>\$ 84,150</u></b>

**PROGRAM DESCRIPTION**

Art. 102.0174. COURT COSTS; JUVENILE CASE MANAGER FUND

(a) In this article, "fund" means a juvenile case manager fund.

(b) The governing body of a municipality by ordinance may create a juvenile case manager fund and may require a defendant convicted of a fine-only misdemeanor offense in a municipal court to pay a juvenile case manager fee not to exceed \$5 as a cost of court.

(f) The clerks of the respective courts shall collect the costs and pay them to the county or municipal treasurer, as applicable, or to any other official who discharges the duties commonly delegated to the county or municipal treasurer for deposit in the fund.

(g) A fund created under this section may be used only to finance the salary and benefits of a juvenile case manager employed under Article 45.056.

**CITY OF DEER PARK  
MUNICIPAL COURT FUND  
2016-2017 ANNUAL BUDGET**

**JUVENILE CASE MANAGER FEE**

DESCRIPTION	ACTUAL 14-15	BUDGET 15-16	ESTIMATED 15-16	ADOPTED 16-17
<b><u>4500 OTHER OPERATING EXPENDITURES</u></b>				
4530 Operating Transfers - GF	\$ 60,000	\$ 70,900	\$ 70,900	\$ 84,150
<b>Total Repair &amp; Maintenance</b>	<b><u>60,000</u></b>	<b><u>70,900</u></b>	<b><u>70,900</u></b>	<b><u>84,150</u></b>
<b>TOTAL EXPENDITURES</b>	<b><u>\$ 60,000</u></b>	<b><u>\$ 70,900</u></b>	<b><u>\$ 70,900</u></b>	<b><u>\$ 84,150</u></b>

**CITY OF DEER PARK  
2016 - 2017 ANNUAL BUDGET  
POLICE FORFEITURE FUND REVENUES & RESOURCES**

DESCRIPTION	ACTUAL 14-15	BUDGET 15-16	ESTIMATED 15-16	PROJECTED 16-17
<b><u>Other Revenue</u></b>				
3620 Investment Revenue	\$ 15	\$ -	\$ 50	\$ -
<b>Total Other Revenue</b>	<b><u>15</u></b>	<b><u>-</u></b>	<b><u>50</u></b>	<b><u>-</u></b>
<b><u>Special Revenue</u></b>				
3812 Forfeiture	<u>1,979</u>	<u>2,500</u>	<u>1,000</u>	<u>1,000</u>
<b>Total Special Revenue</b>	<b><u>1,979</u></b>	<b><u>2,500</u></b>	<b><u>1,000</u></b>	<b><u>1,000</u></b>
<b>Total Current Revenue</b>	<b>1,994</b>	<b>2,500</b>	<b>1,050</b>	<b>1,000</b>
<b>Prior Year Revenue</b>	<b><u>21,086</u></b>	<b><u>11,184</u></b>	<b><u>12,634</u></b>	<b><u>10,950</u></b>
<b>Total Revenue</b>	<b><u>\$ 23,080</u></b>	<b><u>\$ 13,684</u></b>	<b><u>\$ 13,684</u></b>	<b><u>\$ 11,950</u></b>

**CITY OF DEER PARK  
2015-2016 ANNUAL BUDGET  
POLICE FORFEITURE FUND EXPENDITURE SUMMARY**

DEPARTMENT		ACTUAL 14-15	BUDGET 15-16	ESTIMATED 15-16	ADOPTED 16-17
300	Police	\$ 23,080	\$ 13,684	\$ 13,684	\$ 11,950
<b>TOTAL EXPENDITURES</b>		<b><u>\$ 23,080</u></b>	<b><u>\$ 13,684</u></b>	<b><u>\$ 13,684</u></b>	<b><u>\$ 11,950</u></b>



**CITY OF DEER PARK  
2016-2017 ANNUAL BUDGET**

**EXPENDITURE SUMMARY**

**TOTAL POLICE FORFEITURE FUND**

DESCRIPTION	ACTUAL 14-15	BUDGET 15-16	ESTIMATED 15-16	ADOPTED 16-17
Services	\$ 17,491	\$ 13,684	\$ 13,684	\$ 11,950
Supplies	<u>5,589</u>	<u>-</u>	<u>-</u>	<u>-</u>
<b>Total Expenditures</b>	<b><u>\$ 23,080</u></b>	<b><u>\$ 13,684</u></b>	<b><u>\$ 13,684</u></b>	<b><u>\$ 11,950</u></b>

**CITY OF DEER PARK  
2016-2017 ANNUAL BUDGET**

**TOTAL POLICE FORFEITURE FUND**

DESCRIPTION	ACTUAL 14-15	BUDGET 15-16	ESTIMATED 15-16	ADOPTED 16-17
<b><u>4200 SERVICES</u></b>				
4250 Training & Travel	\$ 17,491	\$ 13,684	\$ 13,684	\$ 11,950
<b>Total Services</b>	<b><u>17,491</u></b>	<b><u>13,684</u></b>	<b><u>13,684</u></b>	<b><u>11,950</u></b>
<b><u>4300 SUPPLIES</u></b>				
4303 Operational Supplies	1,142	-	-	-
4308 Small Tools & Minor Equipment	4,447	-	-	-
<b>Total Supplies</b>	<b><u>5,589</u></b>	<b><u>-</u></b>	<b><u>-</u></b>	<b><u>-</u></b>
<b>TOTAL EXPENDITURES</b>	<b><u>\$ 23,080</u></b>	<b><u>\$ 13,684</u></b>	<b><u>\$ 13,684</u></b>	<b><u>\$ 11,950</u></b>

**CITY OF DEER PARK  
2016 - 2017 ANNUAL BUDGET  
GRANTS FUND REVENUES & RESOURCES**

DESCRIPTION	ACTUAL 14-15	BUDGET 15-16	ESTIMATED 15-16	PROJECTED 16-17
<b><u>Special Revenue</u></b>				
3631 Miscellaneous Revenue	\$ -	\$ -	\$ -	\$ -
3833 Economic Alliance - Gateway Project	-	-	-	-
3834 H-GAC - Gateway Project	-	-	25,000	-
3842 TPWD - Outdoor Grant	23,548	15,000	15,000	-
3843 TPWD - Wetlands	-	380,000	34,500	365,500
3844 TPWD - Hike & Bike Trails	-	200,000	30,000	170,000
<b>Total Special Revenue</b>	<b><u>23,548</u></b>	<b><u>595,000</u></b>	<b><u>104,500</u></b>	<b><u>535,500</u></b>
<b>Total Revenue</b>	<b><u>\$ 23,548</u></b>	<b><u>\$ 595,000</u></b>	<b><u>\$ 104,500</u></b>	<b><u>\$ 535,500</u></b>

**CITY OF DEER PARK  
2016-2017 ANNUAL BUDGET  
GRANTS FUND EXPENDITURE SUMMARY**

DEPARTMENT	ACTUAL 14-15	BUDGET 15-16	ESTIMATED 15-16	ADOPTED 16-17
HMGP - Phase 2	\$ -	\$ -	\$ -	\$ -
Gateway Project	21,841	-	-	-
TPWD - Outdoor Grant	24,888	15,000	15,000	-
TPWD - Wetlands	-	380,000	34,500	365,500
TPWD - Hike & Bike Trails	-	200,000	30,000	170,000
<b>TOTAL EXPENDITURES</b>	<b><u>\$ 46,729</u></b>	<b><u>\$ 595,000</u></b>	<b><u>\$ 79,500</u></b>	<b><u>\$ 535,500</u></b>

**CITY OF DEER PARK  
2016-2017 ANNUAL BUDGET  
GRANTS FUND**

**EXPENDITURE SUMMARY**

**TOTAL GRANT FUND**

DESCRIPTION	ACTUAL 14-15	BUDGET 15-16	ESTIMATED 15-16	ADOPTED 16-17
Capital Outlay	\$ 46,729	\$ 595,000	\$ 79,500	\$ 535,500
<b>Total Expenditures</b>	<b><u>\$ 46,729</u></b>	<b><u>\$ 595,000</u></b>	<b><u>\$ 79,500</u></b>	<b><u>\$ 535,500</u></b>

**PROGRAM DESCRIPTION**

**Project Stars Monumental Gateway**

Grant Funding may be available in the form of direct grant funding, matching grants, donations, etc. The 2016-2017 budget includes expenditures of grant monies from the Texas Parks and Wildlife Department for development of the wetlands in the City and for hike and bike trails. The City will also contribute matching funds to these projects.

**CITY OF DEER PARK  
2016-2017 ANNUAL BUDGET  
GRANTS FUND**

**TOTAL GRANT FUND**

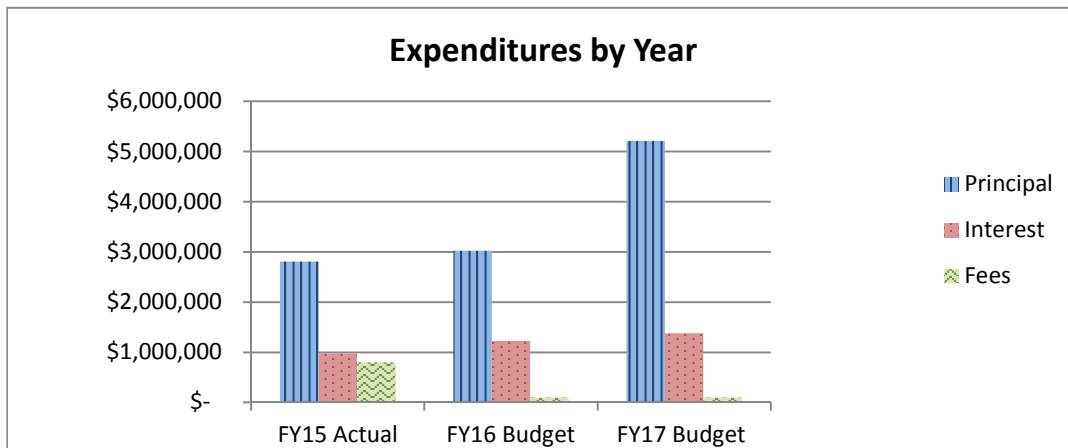
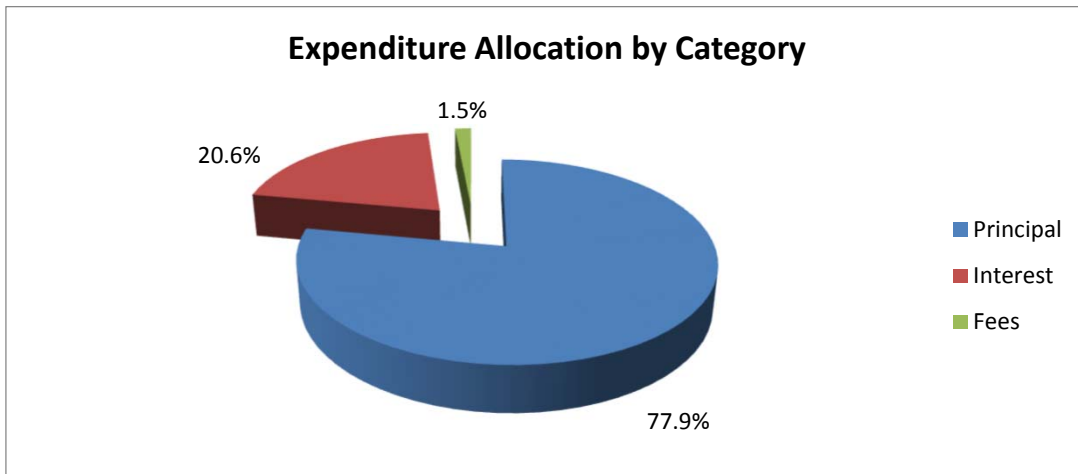
DESCRIPTION	ACTUAL 14-15	BUDGET 15-16	ESTIMATED 15-16	ADOPTED 16-17
<b><u>4900 CAPITAL OUTLAY</u></b>				
<i><u>HMGP - Phase 2</u></i>				
4903 Improvements Other Than Bldgs.	\$ -	\$ -	\$ -	\$ -
<i><u>Gateway Project</u></i>				
4903 Improvements Other Than Bldgs.	21,841	-	-	-
4942 Consulting Architect Fee	-	-	-	-
<i><u>TPWD - Outdoor Grant</u></i>				
4303 Operational Supplies	16,853	-	-	-
4308 Small Tools & Minor Equipment	8,035	-	-	-
4904 Machinery & Equipment	-	15,000	15,000	-
<i><u>TPWD - Wetlands</u></i>				
4903 Improvements Other Than Bldgs.	-	320,000	-	357,500
4942 Consulting Architect Fee	-	60,000	34,500	8,000
<i><u>TPWD - Hike &amp; Bike Trails</u></i>				
4903 Improvements Other Than Bldgs.	-	190,000	22,500	170,000
4942 Consulting Architect Fee	-	10,000	7,500	-
<b>Total Capital Outlay</b>	<b><u>46,729</u></b>	<b><u>595,000</u></b>	<b><u>79,500</u></b>	<b><u>535,500</u></b>
<b>TOTAL EXPENDITURES</b>	<b><u>\$ 46,729</u></b>	<b><u>\$ 595,000</u></b>	<b><u>\$ 79,500</u></b>	<b><u>\$ 535,500</u></b>

**CITY OF DEER PARK  
2016 - 2017 ANNUAL BUDGET  
DEBT SERVICE FUND REVENUES & RESOURCES**

DESCRIPTION	ACTUAL 14-15	BUDGET 15-16	ESTIMATED 15-16	PROJECTED 16-17
<b><u>Tax Revenue</u></b>				
3101 Current Taxes	\$ 4,169,223	\$ 4,295,718	\$ 4,494,700	\$ 4,370,733
3111 Delinquent Taxes	<u>41,265</u>	<u>30,775</u>	<u>43,720</u>	<u>41,000</u>
<b>Total Tax Revenue</b>	<b><u>4,210,488</u></b>	<b><u>4,326,493</u></b>	<b><u>4,538,420</u></b>	<b><u>4,411,733</u></b>
<b><u>Other Revenue</u></b>				
3620 Investment Revenue	935	1,000	5,300	5,500
3622 Interest from Other Funds	4,986	6,000	35,000	30,000
3640 Transfer from Other Funds - DPCDC	-	-	87,232	2,217,196
3696 Proceeds from Premium on Bond Issuance	61,012	-	-	-
3697 Proceeds from Refunding Bonds	<u>732,901</u>	<u>-</u>	<u>-</u>	<u>-</u>
<b>Total Other Revenue</b>	<b><u>799,835</u></b>	<b><u>7,000</u></b>	<b><u>127,532</u></b>	<b><u>2,252,696</u></b>
<b>Total Current Revenue</b>	<b>5,010,322</b>	<b>4,333,493</b>	<b>4,665,952</b>	<b>6,664,429</b>
<b>Prior Year Revenue</b>	<u>-</u>	<u>21,259</u>	<u>-</u>	<u>24,785</u>
<b>Total Revenue</b>	<b><u>\$ 5,010,322</u></b>	<b><u>\$ 4,354,752</u></b>	<b><u>\$ 4,665,952</u></b>	<b><u>\$ 6,689,214</u></b>

**CITY OF DEER PARK  
2016-2017 ANNUAL BUDGET  
DEBT SERVICE FUND EXPENDITURE SUMMARY**

DESCRIPTION	ACTUAL 14-15	BUDGET 15-16	ESTIMATED 15-16	ADOPTED 16-17
4524 Payments to Escrow Agent	\$ 781,027	\$ -	\$ -	\$ -
4525 Paying Agent Fees	21,845	100,000	125,000	100,000
4527 Principal Payments	2,805,343	3,026,948	3,069,325	5,210,040
4528 Interest Payments	<u>981,156</u>	<u>1,227,804</u>	<u>1,082,290</u>	<u>1,379,174</u>
<b>TOTAL EXPENDITURES</b>	<b><u>\$ 4,589,371</u></b>	<b><u>\$ 4,354,752</u></b>	<b><u>\$ 4,276,615</u></b>	<b><u>\$ 6,689,214</u></b>

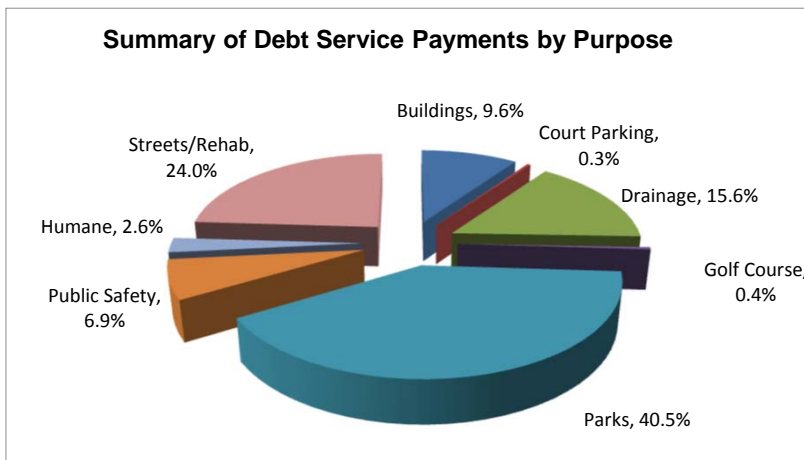




**CITY OF DEER PARK  
2016-2017 ANNUAL BUDGET  
APPLICATION OF DEBT SERVICE PAYMENTS**

ISSUANCE	PURPOSE	P & I Payments
Series 2007, GO Dated 12/01/07	Parks - 26%; Library - 23%; Drainage - 20%; Streets - 20%; City Hall - 11%	\$ 702,393
Series 2007, CO Dated 12/01/07	Drainage - 87%; Municipal Court (Parking) - 13%	168,663
Series 2008, GO Refunding Dated 07/01/08	Streets - 99%; Parks - 1%	585,034
Series 2010, GO Refunding Dated 05/01/10	General Fund = Public Safety - 23%; Parks - 4%; Streets - 2%; Maxwell Center - 2%; Public Buildings - 2%; and City Hall - 1% (Note: Water/Sewer Fund - 66%)	487,551
Series 2010, CO Dated 05/01/10	Drainage - 100%	605,575
Series 2012, GO Refunding Dated 11/01/12	Public Buildings - 32%; Public Safety - 18%; Parks - 13%; Street Rehab - 12%; Drainage - 8%; City Hall - 7%; Streets - 6%; Golf Course - 4%	671,300
Series 2014, GO Dated 11/01/14	Parks - 100%	72,025
Series 2014, GO Refunding Dated 11/01/14	Public Buildings - 32%; Public Safety - 18%; Parks - 13%; Street Rehab - 12%; Drainage - 8%; City Hall - 7%; Streets - 6%; Golf Course - 4%	22,003
Series 2015, CO Dated 11/01/15	Streets - 80%; Humane - 20%;	849,950
Series 2016, CO Dated 02/16/16	Parks - 100% (Deer Park Community Development Corporation)	2,154,196
Series 2016, Ltd Tax Refunding Dated 04/01/16	Parks - 20%; Library - 18%; Drainage - 38%; Streets - 16%; City Hall - 8%	207,525
<i>Proposed</i> Series 2017, CO Dated 02/01/17	Parks - 100% (Deer Park Community Development Corporation)	63,000

\$ 6,589,214



Buildings	\$ 635,770
Court Parking	21,926
Drainage	1,026,657
Golf Course	27,732
Parks	2,669,483
Public Safety	454,609
Humane	169,990
Streets/Rehab	1,583,047

**CITY OF DEER PARK  
2016 - 2017 ANNUAL BUDGET  
FUTURE DEBT SERVICE REQUIREMENTS - GENERAL FUND DEBT**

<u>FISCAL YEAR</u>	<u>PRINCIPAL</u>	<u>INTEREST</u>	<u>TOTAL</u>
2017	\$ 5,210,040.00	\$ 1,379,174.33	\$ 6,589,214.33
2018	4,245,924.00	1,296,297.74	5,542,221.74
2019	3,630,929.00	927,143.34	4,558,072.34
2020	3,742,893.00	813,589.67	4,556,482.67
2021	3,781,813.00	696,415.63	4,478,228.63
2022	3,783,090.00	581,476.30	4,364,566.30
2023	3,898,090.00	461,705.35	4,359,795.35
2024	3,482,250.00	352,548.25	3,834,798.25
2025	3,380,000.00	257,695.00	3,637,695.00
2026	2,170,000.00	184,516.50	2,354,516.50
2027	1,475,000.00	126,287.50	1,601,287.50
2028	545,000.00	81,350.00	626,350.00
2029	570,000.00	54,025.00	624,025.00
2030	605,000.00	25,225.00	630,225.00
2031	60,000.00	9,200.00	69,200.00
2032	65,000.00	6,700.00	71,700.00
2033	65,000.00	4,100.00	69,100.00
2034	<u>70,000.00</u>	<u>1,400.00</u>	<u>71,400.00</u>
TOTAL	<u>\$ 40,780,029.00</u>	<u>\$ 7,258,849.61</u>	<u>\$ 48,038,878.61</u>

**CITY OF DEER PARK  
2016 - 2017 ANNUAL BUDGET  
ANNUAL DEBT SERVICE PAYMENTS**

**GENERAL OBLIGATION BONDS, SERIES 2007  
\$7,465,000 dated December 1, 2007  
Interest Rates: 3.80% - 5.00%**

<u>DUE IN FISCAL YEAR</u>	<u>INTEREST RATE</u>	<u>DUE MAR. 15</u>		<u>DUE SEP. 15</u>	<u>ANNUAL TOTAL</u>
		<u>PRINCIPAL</u>	<u>INTEREST</u>	<u>INTEREST</u>	
2017	5.000%	\$ 475,000.00	\$ 119,633.75	\$ 107,758.75	\$ 702,392.50
2018	3.800%	320,000.00	107,758.75	101,678.75	529,437.50
TOTAL		<u>\$ 795,000.00</u>	<u>\$ 227,392.50</u>	<u>\$ 209,437.50</u>	<u>\$ 1,231,830.00</u>

**CITY OF DEER PARK  
2016 - 2017 ANNUAL BUDGET  
ANNUAL DEBT SERVICE PAYMENTS**

**CERTIFICATES OF OBLIGATION, SERIES 2007  
\$2,300,000 dated December 1, 2007  
Interest Rates: 4.25% - 6.00%**

<u>DUE IN FISCAL YEAR</u>	<u>INTEREST RATE</u>	<u>DUE MAR. 15</u>		<u>DUE SEP. 15</u>	<u>ANNUAL TOTAL</u>
		<u>PRINCIPAL</u>	<u>INTEREST</u>	<u>INTEREST</u>	
2017	6.000%	\$ 100,000.00	\$ 35,831.25	\$ 32,831.25	\$ 168,662.50
2018	4.250%	105,000.00	32,831.25	30,600.00	168,431.25
TOTAL		<u>\$ 205,000.00</u>	<u>\$ 68,662.50</u>	<u>\$ 63,431.25</u>	<u>\$ 337,093.75</u>

**CITY OF DEER PARK  
2016 - 2017 ANNUAL BUDGET  
ANNUAL DEBT SERVICE PAYMENTS**

**GENERAL OBLIGATION REFUNDING BONDS, SERIES 2008  
\$4,540,000 dated March 15, 2007  
Interest Rate: 3.49%**

<u>DUE IN FISCAL YEAR</u>	<u>INTEREST RATE</u>	<u>DUE MAR. 15</u>		<u>DUE SEP. 15</u>	<u>ANNUAL TOTAL</u>
		<u>PRINCIPAL</u>	<u>INTEREST</u>	<u>INTEREST</u>	
2017	3.490%	\$ 575,000.00	\$ 10,033.75	\$ -	\$ 585,033.75
TOTAL		<u>\$ 575,000.00</u>	<u>\$ 10,033.75</u>	<u>\$ -</u>	<u>\$ 585,033.75</u>

**CITY OF DEER PARK  
2016 - 2017 ANNUAL BUDGET  
ANNUAL DEBT SERVICE PAYMENTS**

**GENERAL OBLIGATION REFUNDING BONDS, SERIES 2010  
\$6,295,000 dated May 1, 2010  
Interest Rates: 2.00% - 4.50%**

<u>DUE IN FISCAL YEAR</u>	<u>INTEREST RATE</u>	<u>DUE MAR. 15</u>		<u>DUE SEP. 15</u>	<u>ANNUAL TOTAL</u>
		<u>PRINCIPAL</u>	<u>INTEREST</u>	<u>INTEREST</u>	
2017	4.000%	\$ 425,040.00	\$ 35,506.02	\$ 27,005.22	\$ 487,551.24
2018	4.500%	330,924.00	27,005.22	19,559.43	377,488.65
2019	4.500%	330,924.00	19,559.43	12,113.64	362,597.07
2020	4.500%	327,888.00	12,113.64	4,736.16	344,737.80
2021	4.000%	236,808.00	4,736.16	-	241,544.16
TOTAL		<u>\$ 1,651,584.00</u>	<u>\$ 98,920.47</u>	<u>\$ 63,414.45</u>	<u>\$ 1,813,918.92</u>

\* The 60.6% General Fund portion and the 39.4% Water and Sewer Fund portion of the refunding bonds are reflected in the respective Funds.

**CITY OF DEER PARK  
2016 - 2017 ANNUAL BUDGET  
ANNUAL DEBT SERVICE PAYMENTS**

**CERTIFICATES OF OBLIGATION, SERIES 2010  
\$7,805,000 dated May 1, 2010  
Interest Rates: 2.00% - 5.00%**

<u>DUE IN FISCAL YEAR</u>	<u>INTEREST RATE</u>	<u>DUE MAR. 15</u>		<u>DUE SEP. 15</u>	<u>ANNUAL TOTAL</u>
		<u>PRINCIPAL</u>	<u>INTEREST</u>	<u>INTEREST</u>	
2017	4.000%	\$ 330,000.00	\$ 141,087.50	\$ 134,487.50	\$ 605,575.00
2018	4.500%	400,000.00	134,487.50	125,487.50	659,975.00
2019	4.500%	415,000.00	125,487.50	116,150.00	656,637.50
2020	4.500%	430,000.00	116,150.00	106,475.00	652,625.00
2021	4.000%	445,000.00	106,475.00	97,575.00	649,050.00
2022	4.000%	455,000.00	97,575.00	88,475.00	641,050.00
2023	4.000%	465,000.00	88,475.00	79,175.00	632,650.00
2024	4.000%	475,000.00	79,175.00	69,675.00	623,850.00
2025	4.000%	490,000.00	69,675.00	59,875.00	619,550.00
2026	4.000%	500,000.00	59,875.00	49,875.00	609,750.00
2027	5.000%	445,000.00	49,875.00	38,750.00	533,625.00
2028	5.000%	490,000.00	38,750.00	26,500.00	555,250.00
2029	5.000%	515,000.00	26,500.00	13,625.00	555,125.00
2030	5.000%	545,000.00	13,625.00	-	558,625.00
TOTAL		<u>\$ 6,400,000.00</u>	<u>\$ 1,147,212.50</u>	<u>\$ 1,006,125.00</u>	<u>\$ 8,553,337.50</u>

**CITY OF DEER PARK  
2016 - 2017 ANNUAL BUDGET  
ANNUAL DEBT SERVICE PAYMENTS**

**GENERAL OBLIGATION REFUNDING BONDS, SERIES 2012  
\$4,510,000 dated November 1, 2012  
Interest Rates: 2.00% - 3.00%**

<u>DUE IN FISCAL YEAR</u>	<u>INTEREST RATE</u>	<u>DUE MAR. 15</u>		<u>DUE SEP. 15</u>	<u>ANNUAL TOTAL</u>
		<u>PRINCIPAL</u>	<u>INTEREST</u>	<u>INTEREST</u>	
2017	2.000%	\$ 575,000.00	\$ 51,025.00	\$ 45,275.00	\$ 671,300.00
2018	2.000%	590,000.00	45,275.00	39,375.00	674,650.00
2019	2.000%	610,000.00	39,375.00	33,275.00	682,650.00
2020	2.000%	630,000.00	33,275.00	26,975.00	690,250.00
2021	2.000%	650,000.00	26,975.00	20,475.00	697,450.00
2022	3.000%	670,000.00	20,475.00	10,425.00	700,900.00
2023	3.000%	<u>695,000.00</u>	<u>10,425.00</u>	<u>-</u>	<u>705,425.00</u>
TOTAL		<u>\$ 4,420,000.00</u>	<u>\$ 226,825.00</u>	<u>\$ 175,800.00</u>	<u>\$ 4,822,625.00</u>



**CITY OF DEER PARK  
2016 - 2017 ANNUAL BUDGET  
ANNUAL DEBT SERVICE PAYMENTS**

**GENERAL OBLIGATION BONDS, SERIES 2014  
\$1,005,000 dated November 1, 2014  
Interest Rates: 2.00% - 4.00%**

<u>DUE IN FISCAL YEAR</u>	<u>INTEREST RATE</u>	<u>DUE MAR. 15</u>		<u>DUE SEP. 15</u>	<u>ANNUAL TOTAL</u>
		<u>PRINCIPAL</u>	<u>INTEREST</u>	<u>INTEREST</u>	
2017	2.000%	\$ 40,000.00	\$ 16,212.50	\$ 15,812.50	\$ 72,025.00
2018	3.000%	40,000.00	15,812.50	15,212.50	71,025.00
2019	3.000%	40,000.00	15,212.50	14,612.50	69,825.00
2020	3.000%	40,000.00	14,612.50	14,012.50	68,625.00
2021	3.000%	45,000.00	14,012.50	13,337.50	72,350.00
2022	3.000%	45,000.00	13,337.50	12,662.50	71,000.00
2023	3.000%	45,000.00	12,662.50	11,987.50	69,650.00
2024	3.000%	45,000.00	11,987.50	11,312.50	68,300.00
2025	3.500%	50,000.00	11,312.50	10,437.50	71,750.00
2026	3.500%	50,000.00	10,437.50	9,562.50	70,000.00
2027	3.500%	55,000.00	9,562.50	8,600.00	73,162.50
2028	4.000%	55,000.00	8,600.00	7,500.00	71,100.00
2029	4.000%	55,000.00	7,500.00	6,400.00	68,900.00
2030	4.000%	60,000.00	6,400.00	5,200.00	71,600.00
2031	4.000%	60,000.00	5,200.00	4,000.00	69,200.00
2032	4.000%	65,000.00	4,000.00	2,700.00	71,700.00
2033	4.000%	65,000.00	2,700.00	1,400.00	69,100.00
2034	4.000%	70,000.00	1,400.00	-	71,400.00
TOTAL		<u>\$ 925,000.00</u>	<u>\$ 180,962.50</u>	<u>\$ 164,750.00</u>	<u>\$ 1,270,712.50</u>

**CITY OF DEER PARK  
2016 - 2017 ANNUAL BUDGET  
ANNUAL DEBT SERVICE PAYMENTS**

**GENERAL OBLIGATION REFUNDING BONDS, SERIES 2014  
\$1,915,000\* dated November 1, 2014  
Interest Rates: 2.00% - 3.00%**

<u>DUE IN FISCAL YEAR</u>	<u>INTEREST RATE</u>	<u>DUE MAR. 15</u>		<u>DUE SEP. 15</u>	<u>ANNUAL TOTAL</u>
		<u>PRINCIPAL</u>	<u>INTEREST</u>	<u>INTEREST</u>	
2017	3.000%	\$ -	\$ 11,001.67	\$ 11,001.67	\$ 22,003.34
2018	3.000%	-	11,001.67	11,001.67	22,003.34
2019	3.000%	90,005.00	11,001.67	9,651.60	110,658.27
2020	3.000%	90,005.00	9,651.60	8,301.52	107,958.12
2021	3.000%	90,005.00	8,301.52	6,951.45	105,257.97
2022	3.000%	88,090.00	6,951.45	5,630.10	100,671.55
2023	3.000%	88,090.00	5,630.10	4,308.75	98,028.85
2024	3.000%	287,250.00	4,308.75	-	291,558.75
TOTAL		<u>\$ 733,445.00</u>	<u>\$ 67,848.43</u>	<u>\$ 56,846.76</u>	<u>\$ 858,140.19</u>

\* The 38.3% General Fund portion and the 61.7% Water and Sewer Fund portion of the refunding bonds are reflected in the respective Funds.

**CITY OF DEER PARK  
2016 - 2017 ANNUAL BUDGET  
ANNUAL DEBT SERVICE PAYMENTS**

**CERTIFICATES OF OBLIGATION, SERIES 2015  
\$7,310,000 dated September 1, 2015  
Interest Rate: 2.00% - 3.00%**

<u>DUE IN FISCAL YEAR</u>	<u>INTEREST RATE</u>	<u>DUE MAR. 15</u>		<u>DUE SEP. 15</u>	<u>ANNUAL TOTAL</u>
		<u>PRINCIPAL</u>	<u>INTEREST</u>	<u>INTEREST</u>	
2017	2.000%	\$ 670,000.00	\$ 93,325.00	\$ 86,625.00	\$ 849,950.00
2018	2.000%	680,000.00	86,625.00	79,825.00	846,450.00
2019	2.000%	690,000.00	79,825.00	72,925.00	842,750.00
2020	2.000%	710,000.00	72,925.00	58,725.00	841,650.00
2021	3.000%	735,000.00	58,725.00	47,700.00	841,425.00
2022	3.000%	760,000.00	47,700.00	36,300.00	844,000.00
2023	3.000%	785,000.00	36,300.00	24,525.00	845,825.00
2024	3.000%	805,000.00	24,525.00	12,450.00	841,975.00
2025	3.000%	830,000.00	12,450.00	-	842,450.00
TOTAL		<u>\$ 6,665,000.00</u>	<u>\$ 512,400.00</u>	<u>\$ 419,075.00</u>	<u>\$ 7,596,475.00</u>

**CITY OF DEER PARK  
2016 - 2017 ANNUAL BUDGET  
ANNUAL DEBT SERVICE PAYMENTS**

**CERTIFICATES OF OBLIGATION, SERIES 2016  
\$9,450,000 dated February 16, 2016  
Interest Rate: 1.59%**

<u>DUE IN FISCAL YEAR</u>	<u>INTEREST RATE</u>	<u>DUE MAR. 15</u>		<u>DUE SEP. 15</u>	<u>ANNUAL TOTAL</u>
		<u>PRINCIPAL</u>	<u>INTEREST</u>	<u>INTEREST</u>	
2017	1.590%	\$ 2,020,000.00	\$ 75,127.50	\$ 59,068.50	\$ 2,154,196.00
2018	1.590%	1,780,000.00	59,068.50	44,917.50	1,883,986.00
2019	1.590%	665,000.00	44,917.50	39,630.75	749,548.25
2020	1.590%	680,000.00	39,630.75	34,224.75	753,855.50
2021	1.590%	690,000.00	34,224.75	28,739.25	752,964.00
2022	1.590%	700,000.00	28,739.25	23,174.25	751,913.50
2023	1.590%	710,000.00	23,174.25	17,529.75	750,704.00
2024	1.590%	725,000.00	17,529.75	11,766.00	754,295.75
2025	1.590%	735,000.00	11,766.00	5,922.75	752,688.75
2026	1.590%	<u>745,000.00</u>	<u>5,922.75</u>	<u>-</u>	<u>750,922.75</u>
TOTAL		<u>\$ 9,450,000.00</u>	<u>\$ 340,101.00</u>	<u>\$ 264,973.50</u>	<u>\$ 10,055,074.50</u>

This debt, the first of two issuances approved for the Deer Park Community Development Corporation, was issued through a private placement following a competitive bidding process.

**CITY OF DEER PARK  
2016 - 2017 ANNUAL BUDGET  
ANNUAL DEBT SERVICE PAYMENTS**

**LIMITED TAX REFUNDING BONDS, SERIES 2016  
\$6,260,000 dated April 1, 2016  
Interest Rate: 2.25% - 4.00%**

<b>DUE IN FISCAL YEAR</b>	<b>INTEREST RATE</b>	<b>DUE MAR. 15</b>		<b>DUE SEP. 15</b>	<b>ANNUAL TOTAL</b>
		<b>PRINCIPAL</b>	<b>INTEREST</b>	<b>INTEREST</b>	
2017	4.000%	\$ -	\$ 103,762.50	\$ 103,762.50	\$ 207,525.00
2018	4.000%	-	103,762.50	103,762.50	207,525.00
2019	4.000%	445,000.00	103,762.50	94,862.50	643,625.00
2020	4.000%	480,000.00	94,862.50	85,262.50	660,125.00
2021	4.000%	520,000.00	85,262.50	74,862.50	680,125.00
2022	4.000%	680,000.00	74,862.50	61,262.50	816,125.00
2023	4.000%	710,000.00	61,262.50	47,062.50	818,325.00
2024	2.250%	730,000.00	47,062.50	38,850.00	815,912.50
2025	2.250%	845,000.00	38,850.00	29,343.75	913,193.75
2026	2.250%	875,000.00	29,343.75	19,500.00	923,843.75
2027	4.000%	975,000.00	19,500.00	-	994,500.00
<b>TOTAL</b>		<b>\$ 6,260,000.00</b>	<b>\$ 762,293.75</b>	<b>\$ 658,531.25</b>	<b>\$ 7,680,825.00</b>

This debt, the first of two issuances approved for the Deer Park Community Development Corporation, was issued through a private placement following a competitive bidding process.

**CITY OF DEER PARK  
2016 - 2017 ANNUAL BUDGET  
ANNUAL DEBT SERVICE PAYMENTS**

**PROPOSED CERTIFICATES OF OBLIGATION, SERIES 2017  
\$2,700,000 dated February 1, 2017  
Interest Rate: 3.75%**

<b>DUE IN FISCAL YEAR</b>	<b>INTEREST RATE</b>	<b>DUE MAR. 15</b>		<b>DUE SEP. 15</b>	<b>ANNUAL TOTAL</b>
		<b>PRINCIPAL</b>	<b>INTEREST</b>	<b>INTEREST</b>	
2017	3.750%	\$ -	\$ -	\$ 63,000.00	\$ 63,000.00
2018	3.750%	-	50,625.00	50,625.00	101,250.00
2019	3.750%	345,000.00	50,625.00	44,156.25	439,781.25
2020	3.750%	355,000.00	44,156.25	37,500.00	436,656.25
2021	3.750%	370,000.00	37,500.00	30,562.50	438,062.50
2022	3.750%	385,000.00	30,562.50	23,343.75	438,906.25
2023	3.750%	400,000.00	23,343.75	15,843.75	439,187.50
2024	3.750%	415,000.00	15,843.75	8,062.50	438,906.25
2025	3.750%	430,000.00	8,062.50	-	438,062.50
<b>TOTAL</b>		<b>\$ 2,700,000.00</b>	<b>\$ 260,718.75</b>	<b>\$ 273,093.75</b>	<b>\$ 3,233,812.50</b>

This debt represents a portion of the second of two issuances approved for the Deer Park Community Development Corporation, and is being issued to accelerate the girl's softball project. This issuance will be handled through a private placement following a competitive bidding process.

**CITY OF DEER PARK  
2016-2017 ANNUAL BUDGET  
STORM WATER**

**REVENUE SUMMARY**

DESCRIPTION	ACTUAL 14-15	BUDGET 15-16	ESTIMATED 15-16	PROJECTED 16-17
Service Fees	\$ 275,452	\$ 284,800	\$ 320,000	\$ 351,000
Prior Year Revenue	<u>213,646</u>	<u>292,479</u>	<u>202,285</u>	<u>-</u>
<b>Total Revenue</b>	<b><u>\$ 489,098</u></b>	<b><u>\$ 577,279</u></b>	<b><u>\$ 522,285</u></b>	<b><u>\$ 351,000</u></b>

**CITY OF DEER PARK  
2016-2017 ANNUAL BUDGET  
STORM WATER**

DESCRIPTION	ACTUAL 14-15	BUDGET 15-16	ESTIMATED 15-16	PROJECTED 16-17
<b><u>3200 SERVICE FEES</u></b>				
3212 Late Charges	\$ 7,293	\$ 13,300	\$ 10,000	\$ 10,000
3230 Residential Storm Water Fee	153,613	157,000	180,000	198,000
3231 Commercial Storm Water Fee	113,538	114,500	130,000	143,000
3321 Storm Water Violations	<u>1,008</u>	<u>-</u>	<u>-</u>	<u>-</u>
<b>Total Service Fees</b>	<b><u>275,452</u></b>	<b><u>284,800</u></b>	<b><u>320,000</u></b>	<b><u>351,000</u></b>
 <b>Prior Year Revenue</b>	 <b><u>213,646</u></b>	 <b><u>292,479</u></b>	 <b><u>202,285</u></b>	 <b><u>-</u></b>
 <b>TOTAL REVENUE</b>	 <b><u>\$ 489,098</u></b>	 <b><u>\$ 577,279</u></b>	 <b><u>\$ 522,285</u></b>	 <b><u>\$ 351,000</u></b>



**CITY OF DEER PARK  
2016-2017 ANNUAL BUDGET  
STORM WATER FUND EXPENDITURE SUMMARY**

<b>DEPARTMENT</b>	<b>ACTUAL 14-15</b>	<b>BUDGET 15-16</b>	<b>ESTIMATED 15-16</b>	<b>ADOPTED 16-17</b>
Storm Water	<u>\$ 489,098</u>	<u>\$ 577,279</u>	<u>\$ 522,285</u>	<u>\$ 351,000</u>
<b>TOTAL EXPENDITURES</b>	<u><b>\$ 489,098</b></u>	<u><b>\$ 577,279</b></u>	<u><b>\$ 522,285</b></u>	<u><b>\$ 351,000</b></u>

**CITY OF DEER PARK  
2016-2017 ANNUAL BUDGET  
STORM WATER**

**EXPENDITURE SUMMARY**

DESCRIPTION	ACTUAL 14-15	BUDGET 15-16	ESTIMATED 15-16	ADOPTED 16-17
Personnel & Related	\$ 91,112	\$ 92,203	\$ 89,440	\$ 95,236
Services	5,039	55,131	39,925	11,275
Supplies	12,771	18,245	4,920	11,401
Repairs & Maintenance	1,450	50,700	50,100	20,700
Other Operating Expenditures	-	-	-	31,188
Capital Outlay	<u>378,726</u>	<u>361,000</u>	<u>337,900</u>	<u>181,200</u>
<b>Total Expenditures</b>	<b><u>\$ 489,098</u></b>	<b><u>\$ 577,279</u></b>	<b><u>\$ 522,285</u></b>	<b><u>\$ 351,000</u></b>

**PROGRAM DESCRIPTION**

The Storm Water Department is responsible for the City's compliance with the federal mandate known as the National Pollutant Discharge Elimination System (NPDES). The NPDES mandate requires cities to implement programs and practices to control polluted storm water run-off through a permitting program. The City is required to develop a storm water management program to address a minimum of six control measures. The program can be developed and implemented in phases over a five-year period.

**PERSONNEL SCHEDULE**

Stormwater/Water Resource Specialist	1	1	1	1
Temporary Summer Help	1	0	0	0

**CITY OF DEER PARK  
2016-2017 ANNUAL BUDGET  
STORM WATER**

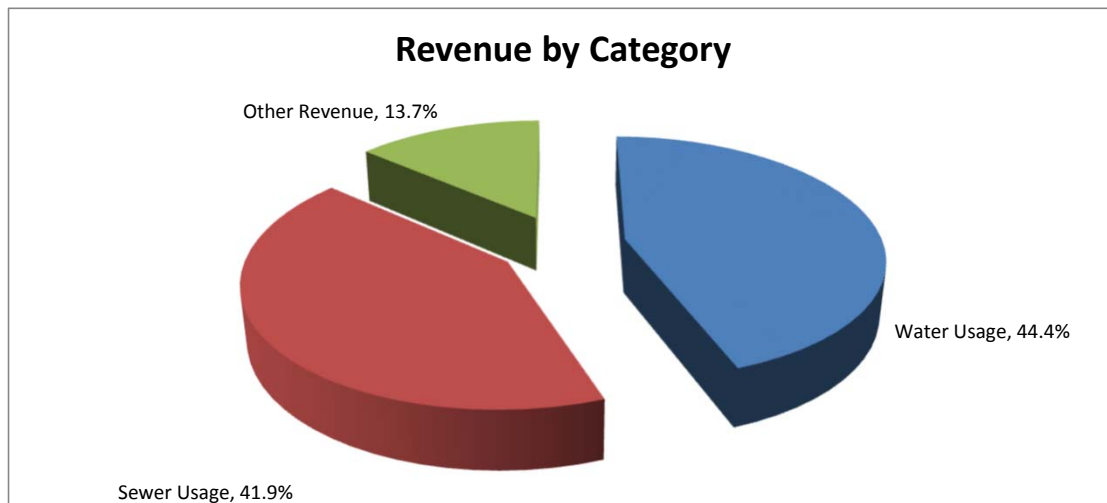
DESCRIPTION	ACTUAL 14-15	BUDGET 15-16	ESTIMATED 15-16	ADOPTED 16-17
<b><u>4100 PERSONNEL &amp; RELATED</u></b>				
4101 Salaries - Full Time	\$ 69,244	\$ 69,624	\$ 68,320	\$ 71,992
4103 Salaries - Temporary	-	-	-	-
4104 Salaries - Overtime	301	572	572	572
4106 Social Security/Medicare	5,166	5,352	5,250	5,524
4107 TMRS	9,992	9,903	8,990	10,392
4108 Health & Life Insurance	6,305	6,624	5,600	6,012
4109 Workers Compensation	105	128	63	99
4110 State Unemployment	-	-	-	-
4114 Section 125 Admin Fee	-	-	-	-
4117 Health Savings Account	-	-	645	645
<b>Total Personnel &amp; Related</b>	<b><u>91,112</u></b>	<b><u>92,203</u></b>	<b><u>89,440</u></b>	<b><u>95,236</u></b>
<b><u>4200 SERVICES</u></b>				
4216 Mobile Telephone	456	385	625	625
4231 Equipment Rental	-	-	-	-
4240 Consultant Fees	-	47,000	35,000	5,000
4244 Advertising	998	1,000	-	350
4250 Training & Travel	3,116	5,446	2,500	3,000
4252 Dues & Fees	270	400	1,500	900
4254 Inspections & Permits	200	400	300	400
4279 Software - Other	-	500	-	1,000
<b>Total Services</b>	<b><u>5,039</u></b>	<b><u>55,131</u></b>	<b><u>39,925</u></b>	<b><u>11,275</u></b>
<b><u>4300 SUPPLIES</u></b>				
4301 Office Supplies	-	400	200	200
4303 Operational Supplies	12,376	12,000	3,000	7,000
4304 Data Processing Supplies	-	500	100	500
4305 Printing	-	1,500	-	100
4308 Small Tools & Minor Equipment	-	2,445	500	2,000
4311 Uniforms	72	250	250	350
4314 Protective Clothing	-	150	-	151
4328 Gasoline	323	600	350	600
4348 Books	-	400	520	500
<b>Total Supplies</b>	<b><u>12,771</u></b>	<b><u>18,245</u></b>	<b><u>4,920</u></b>	<b><u>11,401</u></b>

**CITY OF DEER PARK  
2016-2017 ANNUAL BUDGET  
STORM WATER**

DESCRIPTION	ACTUAL 14-15	BUDGET 15-16	ESTIMATED 15-16	ADOPTED 16-17
<b><u>4400 REPAIRS &amp; MAINTENANCE</u></b>				
4401 Vehicles	-	500	100	500
4403 Computer Equipment	-	200	-	200
4408 Storm Sewer	<u>1,450</u>	<u>50,000</u>	<u>50,000</u>	<u>20,000</u>
<b>Total Repairs &amp; Maintenance</b>	<b><u>1,450</u></b>	<b><u>50,700</u></b>	<b><u>50,100</u></b>	<b><u>20,700</u></b>
<b><u>4500 OTHER OPERATING EXP.</u></b>				
4510 Contingency	<u>-</u>	<u>-</u>	<u>-</u>	<u>31,188</u>
<b>Total Other Operating Exp.</b>	<b><u>-</u></b>	<b><u>-</u></b>	<b><u>-</u></b>	<b><u>31,188</u></b>
<b><u>4900 CAPITAL OUTLAY</u></b>				
4903 Improvements Other than Buildings	115,264	-	-	-
4907 Trucks & Heavy Rolling Stock	262,847	-	-	-
4908 Lease Purchase	615	181,000	157,900	181,200
4914 Storm Drainage	<u>-</u>	<u>180,000</u>	<u>180,000</u>	<u>-</u>
<b>Total Other Operating Exp.</b>	<b><u>378,726</u></b>	<b><u>361,000</u></b>	<b><u>337,900</u></b>	<b><u>181,200</u></b>
<b>TOTAL EXPENDITURES</b>	<b><u>\$ 489,098</u></b>	<b><u>\$ 577,279</u></b>	<b><u>\$ 522,285</u></b>	<b><u>\$ 351,000</u></b>

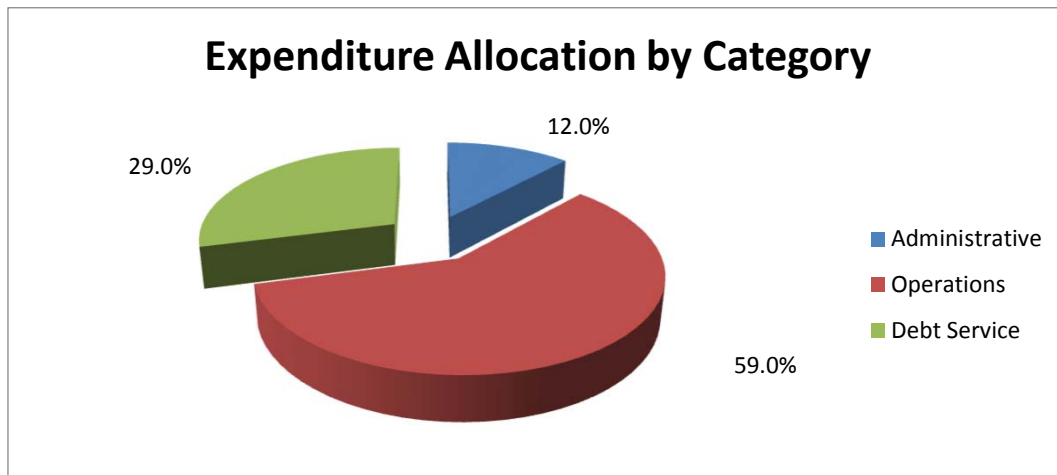
**CITY OF DEER PARK  
2016 - 2017 ANNUAL BUDGET  
WATER & SEWER FUND REVENUES & RESOURCES**

DESCRIPTION	ACTUAL 14-15	BUDGET 15-16	ESTIMATED 15-16	PROJECTED 16-17
<b><u>Service Fees</u></b>				
3210 Water Usage	\$ 4,832,357	\$ 5,145,000	\$ 5,250,000	\$ 5,409,000
3211 Sewer Usage	4,537,194	4,825,000	4,850,000	5,105,000
3212 Late Charges	171,651	185,000	181,000	171,000
3221 Reconnect Fees	<u>17,930</u>	<u>22,000</u>	<u>16,530</u>	<u>16,500</u>
<b>Total Service Fees</b>	<b><u>9,559,132</u></b>	<b><u>10,177,000</u></b>	<b><u>10,297,530</u></b>	<b><u>10,701,500</u></b>
<b><u>Permits &amp; Licenses</u></b>				
3415 Tapping Permits	12,386	5,000	17,000	15,000
3417 Plumbing Permits	<u>54,267</u>	<u>45,000</u>	<u>75,000</u>	<u>70,000</u>
<b>Total Permits &amp; Licenses</b>	<b><u>66,652</u></b>	<b><u>50,000</u></b>	<b><u>92,000</u></b>	<b><u>85,000</u></b>
<b><u>Other Revenue</u></b>				
3620 Investment Revenue	952	700	1,000	1,000
3631 Miscellaneous Revenue	2,340	2,000	2,000	2,000
3648 Capital Contribution	-	-	-	-
3660 Cash Over/Short	<u>22</u>	<u>-</u>	<u>-</u>	<u>-</u>
<b>Total Other Revenue</b>	<b><u>3,314</u></b>	<b><u>2,700</u></b>	<b><u>3,000</u></b>	<b><u>3,000</u></b>
<b>Total Current Revenue</b>	<b>9,629,098</b>	<b>10,229,700</b>	<b>10,392,530</b>	<b>10,789,500</b>
<b>Prior Year Revenue</b>	<u>-</u>	<u>627,045</u>	<u>-</u>	<u>1,399,799</u>
<b>Total Revenue</b>	<b><u>\$ 9,629,098</u></b>	<b><u>\$ 10,856,745</u></b>	<b><u>\$ 10,392,530</u></b>	<b><u>\$ 12,189,299</u></b>



**CITY OF DEER PARK  
2016-2017 ANNUAL BUDGET  
WATER/SEWER FUND EXPENDITURE SUMMARY**

DEPARTMENT	ACTUAL 14-15	BUDGET 15-16	ESTIMATED 15-16	ADOPTED 16-17
<b><u>ADMINISTRATIVE</u></b>				
500 Public Works Administration	\$ 358,788	\$ 372,197	\$ 309,732	\$ 596,683
503 Central Collections	568,315	633,717	601,697	646,535
550 Employee Benefits & Other	<u>136,718</u>	<u>187,260</u>	<u>156,565</u>	<u>188,510</u>
<b>Total Administrative</b>	<b><u>1,063,822</u></b>	<b><u>1,193,174</u></b>	<b><u>1,067,994</u></b>	<b><u>1,431,728</u></b>
<b><u>OPERATIONS</u></b>				
501 Water & Sewer Maintenance	1,255,947	1,580,362	1,519,699	1,878,756
504 Meter Readers	306,704	324,622	301,129	357,832
505 Waste Water Treatment Plant	1,143,779	1,431,962	1,229,612	1,537,182
506 Water Treatment Plant	<u>2,529,321</u>	<u>3,971,156</u>	<u>2,791,208</u>	<u>4,123,464</u>
<b>Total Operations</b>	<b><u>5,235,750</u></b>	<b><u>7,308,102</u></b>	<b><u>5,841,648</u></b>	<b><u>7,897,234</u></b>
<b><u>DEBT SERVICE</u></b>				
900 Fiscal Charges	19,827	12,000	6,000	12,000
900 Principal Payments	1,024,657	1,218,052	1,218,052	1,564,960
900 Interest Payments	<u>824,969</u>	<u>1,125,417</u>	<u>1,125,417</u>	<u>1,283,377</u>
<b>Total Debt Service</b>	<b><u>1,869,452</u></b>	<b><u>2,355,469</u></b>	<b><u>2,349,469</u></b>	<b><u>2,860,337</u></b>
<b>TOTAL EXPENDITURES</b>	<b><u>\$ 8,169,025</u></b>	<b><u>\$ 10,856,745</u></b>	<b><u>\$ 9,259,111</u></b>	<b><u>\$ 12,189,299</u></b>



**CITY OF DEER PARK  
2016-2017 ANNUAL BUDGET**

**EXPENDITURE SUMMARY**

**500 - PUBLIC WORKS ADMINISTRATION**

DESCRIPTION	ACTUAL 14-15	BUDGET 15-16	ESTIMATED 15-16	ADOPTED 16-17
Personnel & Related	\$ 205,664	\$ 221,207	\$ 178,770	\$ 213,693
Services	139,772	114,910	108,712	115,600
Supplies	11,941	25,280	12,150	16,690
Repairs & Maintenance	1,412	800	100	700
Other Operating Expenditures	-	10,000	10,000	250,000
<b>Total Expenditures</b>	<b>\$ 358,788</b>	<b>\$ 372,197</b>	<b>\$ 309,732</b>	<b>\$ 596,683</b>

**PERSONNEL SCHEDULE**

Asst. Director of Public Works	1	1	1	1
Engineering Aide I	1	1	1	1
Clerk	1	1	1	1

**PROGRAM DESCRIPTION**

Public Works Administration is responsible for the overall administration and supervision of all functions performed by the various divisions within the Public Works Department. Administrative responsibilities include radio dispatch, telephone requests, timekeeping, purchasing, reporting and analysis, filing, and all other managerial duties related to the ongoing operation of Public Works.

**CITY OF DEER PARK  
2016-2017 ANNUAL BUDGET**

**500 - PUBLIC WORKS ADMINISTRATION**

DESCRIPTION	ACTUAL 14-15	BUDGET 15-16	ESTIMATED 15-16	ADOPTED 16-17
<b><u>4100 PERSONNEL &amp; RELATED</u></b>				
4101 Salaries - Full Time	\$ 148,328	\$ 158,851	\$ 135,945	\$ 160,217
4104 Salaries - Overtime	-	-	-	-
4106 Social Security/Medicare	10,601	12,123	10,300	12,215
4107 TMRS	21,678	22,425	17,650	22,987
4108 Health & Life Insurance	24,579	27,300	13,400	16,704
4109 Workers Compensation	392	418	230	325
4114 Section 125 Admin Fee	85	90	-	-
4117 Health Savings Account	-	-	1,245	1,245
<b>Total Personnel &amp; Related</b>	<b><u>205,664</u></b>	<b><u>221,207</u></b>	<b><u>178,770</u></b>	<b><u>213,693</u></b>
<b><u>4200 SERVICES</u></b>				
4216 Mobile Telephone	956	385	960	960
4233 Insurance - Liability	33,385	35,000	33,073	35,000
4234 Insurance - Casualty	35,236	40,000	39,229	40,000
4239 Audit Fees	13,274	17,000	17,000	17,000
4240 Consultant Fees	53,244	20,000	15,000	20,000
4250 Training & Travel	1,552	1,000	3,000	1,565
4252 Dues & Fees	-	300	50	75
4255 Community/Employee Affairs	293	400	400	1,000
4279 Software - Other	1,830	825	-	-
<b>Total Services</b>	<b><u>139,772</u></b>	<b><u>114,910</u></b>	<b><u>108,712</u></b>	<b><u>115,600</u></b>
<b><u>4300 SUPPLIES</u></b>				
4301 Office Supplies	2,974	3,850	3,000	3,250
4303 Operational Supplies	2,333	1,000	600	1,000
4304 Data Processing Supplies	871	1,765	1,200	1,765
4305 Printing	175	1,200	1,600	2,000
4307 Postage	1,573	2,000	1,500	2,000
4308 Small Tools & Minor Equipment	1,348	10,200	200	2,200
4311 Uniforms	1,026	3,500	3,500	3,725
4328 Gasoline	1,141	1,265	250	400
4348 Books	501	500	300	350
<b>Total Supplies</b>	<b><u>11,941</u></b>	<b><u>25,280</u></b>	<b><u>12,150</u></b>	<b><u>16,690</u></b>



**CITY OF DEER PARK  
2016-2017 ANNUAL BUDGET**

**500 - PUBLIC WORKS ADMINISTRATION**

DESCRIPTION	ACTUAL 14-15	BUDGET 15-16	ESTIMATED 15-16	ADOPTED 16-17
<b><u>4400 REPAIRS &amp; MAINTENANCE</u></b>				
4401 Vehicles	143	500	100	400
4403 Computer Equipment	1,269	-	-	-
4404 Buildings	-	300	-	300
<b>Total Repairs &amp; Maintenance</b>	<b><u>1,412</u></b>	<b><u>800</u></b>	<b><u>100</u></b>	<b><u>700</u></b>
<b><u>4500 OTHER OPERATING EXP.</u></b>				
4510 Contingency	-	-	-	250,000
4511 Salary Contingency	-	10,000	10,000	-
<b>Total Other Operating Expenditures</b>	<b><u>-</u></b>	<b><u>10,000</u></b>	<b><u>10,000</u></b>	<b><u>250,000</u></b>
 <b>TOTAL EXPENDITURES</b>	 <b><u>\$ 358,788</u></b>	 <b><u>\$ 372,197</u></b>	 <b><u>\$ 309,732</u></b>	 <b><u>\$ 596,683</u></b>

**CITY OF DEER PARK  
2016-2017 ANNUAL BUDGET**

**EXPENDITURE SUMMARY**

**501 - WATER & SEWER MAINTENANCE**

DESCRIPTION	ACTUAL 14-15	BUDGET 15-16	ESTIMATED 15-16	ADOPTED 16-17
Personnel & Related	\$ 856,169	\$ 888,816	\$ 840,551	\$ 881,403
Services	151,707	165,970	161,260	180,660
Supplies	81,980	121,040	116,825	122,710
Repairs & Maintenance	165,016	220,973	219,500	470,873
Capital Outlay	1,075	183,563	181,563	223,110
<b>Total Expenditures</b>	<b>\$ 1,255,947</b>	<b>\$ 1,580,362</b>	<b>\$ 1,519,699</b>	<b>\$ 1,878,756</b>

**PERSONNEL SCHEDULE**

Utility Supervisor	1	1	1	1
Maintenance Tech III	1	1	1	1
Maintenance Tech I	2	2	2	2
Crew Leader	1	1	1	1
Equipment Operator III	1	1	1	1
Equipment Operator II	1	1	1	1
Equipment Operator I	2	2	2	2
Laborer	3	3	3	3
Summer Laborer	2	2	2	2

**PROGRAM DESCRIPTION**

The Water & Sewer Maintenance division is responsible for maintenance of the potable water distribution system, which includes water taps, setting meters, line installation, fire hydrant maintenance, emergency repairs, and general upkeep of the ground water wells and associated equipment. This also includes the maintenance of the City's sanitary sewer collection system, which includes sewer taps and connections, point repairs, cleaning lines and manholes, and maintenance of the lift stations. The maintenance crews respond to citizen calls, as needed.

**CITY OF DEER PARK  
2016-2017 ANNUAL BUDGET**

**501 - WATER & SEWER MAINTENANCE**

DESCRIPTION	ACTUAL 14-15	BUDGET 15-16	ESTIMATED 15-16	ADOPTED 16-17
<b><u>4100 PERSONNEL &amp; RELATED</u></b>				
4101 Salaries - Full Time	\$ 556,007	\$ 558,337	\$ 544,900	\$ 563,272
4103 Salaries - Temporary	4,587	5,850	5,850	5,850
4104 Salaries - Overtime	45,641	63,000	46,400	46,400
4106 Social Security/Medicare	43,839	47,353	44,700	46,442
4107 TMRS	87,147	87,062	77,400	86,358
4108 Health & Life Insurance	108,205	114,492	113,400	122,388
4109 Workers Compensation	10,700	12,677	7,211	10,003
4114 Section 125 Admin Fee	44	45	45	45
4117 Health Savings Account	-	-	645	645
<b>Total Personnel &amp; Related</b>	<b><u>856,169</u></b>	<b><u>888,816</u></b>	<b><u>840,551</u></b>	<b><u>881,403</u></b>
<b><u>4200 SERVICES</u></b>				
4212 Utilities - Electric	146,525	155,000	155,000	155,000
4214 Utilities - Gas	352	400	400	400
4215 Utilities - Telephone	391	400	400	400
4216 Mobile Telephone	597	770	500	500
4219 Mobile Technology	248	-	460	460
4231 Equipment Rental	-	500	-	500
4240 Consultant Fee	-	-	-	-
4241 Consulting Engineer Fee	-	-	-	15,500
4250 Training & Travel	3,415	5,000	4,000	5,000
4252 Dues & Fees	180	900	500	900
4254 Inspections & Permits	-	-	-	-
4290 Contract Labor	-	3,000	-	2,000
<b>Total Services</b>	<b><u>151,707</u></b>	<b><u>165,970</u></b>	<b><u>161,260</u></b>	<b><u>180,660</u></b>
<b><u>4300 SUPPLIES</u></b>				
4301 Office Supplies	783	500	250	500
4302 Cleaning Supplies	-	-	-	-
4303 Operational Supplies	14,128	13,650	14,000	15,845
4308 Small Tools & Minor Equipment	7,749	29,490	29,000	26,290
4311 Uniforms	3,561	3,575	3,575	3,575
4314 Protective Clothing	-	-	-	-
4316 Chemicals	-	925	-	-
4328 Gasoline	22,585	26,400	20,000	25,000
4329 Diesel	6,666	11,500	10,000	11,500
4344 Water Meters & Boxes	26,508	35,000	40,000	40,000
<b>Total Supplies</b>	<b><u>81,980</u></b>	<b><u>121,040</u></b>	<b><u>116,825</u></b>	<b><u>122,710</u></b>

**CITY OF DEER PARK  
2016-2017 ANNUAL BUDGET**

**501 - WATER & SEWER MAINTENANCE**

DESCRIPTION	ACTUAL 14-15	BUDGET 15-16	ESTIMATED 15-16	ADOPTED 16-17
<b><u>4400 REPAIRS &amp; MAINTENANCE</u></b>				
4401 Vehicles	11,509	14,500	14,500	14,750
4402 Machinery & Equipment	1,516	16,898	16,000	18,298
4404 Buildings	38	-	-	-
4405 Radios	-	500	-	250
4410 Sanitary Sewer	126,630	145,000	145,000	403,500
4415 Water Mains & Hydrants	25,218	44,075	44,000	34,075
4416 Water Wells	105	-	-	-
<b>Total Repairs &amp; Maintenance</b>	<b><u>165,016</u></b>	<b><u>220,973</u></b>	<b><u>219,500</u></b>	<b><u>470,873</u></b>
<b><u>4900 CAPITAL OUTLAY</u></b>				
4903 Improvements Other Than Bldgs.	-	-	-	-
4904 Machinery & Equipment	-	126,000	126,000	179,110
4906 Automobiles & Light Trucks	-	40,000	38,000	44,000
4907 Large Trucks/Heavy Rolling Stock	-	-	-	-
4908 Lease Purchase	1,075	17,563	17,563	-
<b>Total Capital Outlay</b>	<b><u>1,075</u></b>	<b><u>183,563</u></b>	<b><u>181,563</u></b>	<b><u>223,110</u></b>
 <b>TOTAL EXPENDITURES</b>	 <b><u>\$ 1,255,947</u></b>	 <b><u>\$ 1,580,362</u></b>	 <b><u>\$ 1,519,699</u></b>	 <b><u>\$ 1,878,756</u></b>

**CITY OF DEER PARK  
2016-2017 ANNUAL BUDGET**

**EXPENDITURE SUMMARY**

**503 - CENTRAL COLLECTIONS**

DESCRIPTION	ACTUAL 14-15	BUDGET 15-16	ESTIMATED 15-16	ADOPTED 16-17
Personnel & Related	\$ 305,168	\$ 315,908	\$ 311,606	\$ 328,726
Services	177,993	202,586	194,041	210,759
Supplies	82,993	106,223	91,550	99,550
Repairs & Maintenance	2,162	9,000	4,500	7,500
Capital Outlay	-	-	-	-
<b>Total Expenditures</b>	<b>\$ 568,315</b>	<b>\$ 633,717</b>	<b>\$ 601,697</b>	<b>\$ 646,535</b>

**PERSONNEL SCHEDULE**

Utility Billing/Tax Assessor Collector	1	1	1	1
Deputy Tax Collector	1	1	1	1
Secretary	1	1	1	1
(Utility) Clerk	1	2	2	2

**PROGRAM DESCRIPTION**

Central Collections is responsible for the billing and collection of revenues for ad valorem (property) taxes and utility billing including water, sewer, and commercial garbage services. The department also receives payment for other services including fees for building permits, plumbing and electrical permits, and other miscellaneous payments.

**CITY OF DEER PARK  
2016-2017 ANNUAL BUDGET**

**503 - CENTRAL COLLECTIONS**

DESCRIPTION	ACTUAL 14-15	BUDGET 15-16	ESTIMATED 15-16	ADOPTED 16-17
<b><u>4100 PERSONNEL &amp; RELATED</u></b>				
4101 Salaries - Full Time	\$ 216,999	\$ 222,887	\$ 219,250	\$ 226,627
4104 Salaries - Overtime	621	2,500	600	2,500
4106 Social Security/Medicare	15,799	17,058	17,000	17,363
4107 TMRS	31,781	31,563	29,900	32,663
4108 Health & Life Insurance	39,487	41,400	44,500	49,128
4109 Workers Compensation	392	410	230	310
4114 Section 125 Admin Fee	89	90	126	135
4117 Health Savings Account	-	-	-	-
<b>Total Personnel &amp; Related</b>	<b><u>305,168</u></b>	<b><u>315,908</u></b>	<b><u>311,606</u></b>	<b><u>328,726</u></b>
<b><u>4200 SERVICES</u></b>				
4201 Public Notices	-	400	-	400
4215 Utilities - Telephone	13,185	13,100	10,000	10,000
4216 Mobile Telephone	737	900	600	900
4231 Equipment Rentals	-	1,200	-	1,200
4250 Training & Travel	7,072	11,700	7,000	11,700
4251 Subscriptions	1,301	1,300	1,301	1,400
4252 Dues & Fees	67,718	74,500	75,000	79,000
4261 Software - Tax Services	14,520	15,840	15,840	17,400
4277 Software - Incode	63,205	67,246	68,000	72,359
4279 Software - Other	298	400	300	400
4290 Contract Labor	9,957	16,000	16,000	16,000
<b>Total Services</b>	<b><u>177,993</u></b>	<b><u>202,586</u></b>	<b><u>194,041</u></b>	<b><u>210,759</u></b>
<b><u>4300 SUPPLIES</u></b>				
4301 Office Supplies	2,361	3,500	2,500	3,500
4304 Data Processing Supplies	1,990	2,500	3,000	2,500
4305 Printing	4,346	17,500	9,000	11,000
4307 Postage	73,864	78,700	75,000	79,000
4308 Small Tools & Minor Equipment	431	3,500	2,000	3,500
4348 Books	-	523	50	50
<b>Total Supplies</b>	<b><u>82,993</u></b>	<b><u>106,223</u></b>	<b><u>91,550</u></b>	<b><u>99,550</u></b>

**CITY OF DEER PARK  
2016-2017 ANNUAL BUDGET**

**503 - CENTRAL COLLECTIONS**

DESCRIPTION	ACTUAL 14-15	BUDGET 15-16	ESTIMATED 15-16	ADOPTED 16-17
<b><u>4400 REPAIRS &amp; MAINTENANCE</u></b>				
4402 Machinery & Equipment	1,499	6,000	3,000	4,500
4403 Computer Equipment	<u>662</u>	<u>3,000</u>	<u>1,500</u>	<u>3,000</u>
<b>Total Repairs &amp; Maintenance</b>	<b><u>2,162</u></b>	<b><u>9,000</u></b>	<b><u>4,500</u></b>	<b><u>7,500</u></b>
<b><u>4900 CAPITAL OUTLAY</u></b>				
4902 Buildings	<u>-</u>	<u>-</u>	<u>-</u>	<u>-</u>
<b>Total Capital Outlay</b>	<b><u>-</u></b>	<b><u>-</u></b>	<b><u>-</u></b>	<b><u>-</u></b>
 <b>TOTAL EXPENDITURES</b>	 <b><u>\$ 568,315</u></b>	 <b><u>\$ 633,717</u></b>	 <b><u>\$ 601,697</u></b>	 <b><u>\$ 646,535</u></b>

**CITY OF DEER PARK  
2016-2017 ANNUAL BUDGET**

**EXPENDITURE SUMMARY**

**504 - METER READERS**

DESCRIPTION	ACTUAL 14-15	BUDGET 15-16	ESTIMATED 15-16	ADOPTED 16-17
Personnel & Related	\$ 279,661	\$ 294,396	\$ 275,329	\$ 290,050
Services	3,898	5,360	8,400	8,360
Supplies	15,706	15,666	8,700	23,416
Repairs & Maintenance	7,439	9,200	8,700	9,200
Capital Outlay	-	-	-	26,806
<b>Total Expenditures</b>	<b><u>\$ 306,704</u></b>	<b><u>\$ 324,622</u></b>	<b><u>\$ 301,129</u></b>	<b><u>\$ 357,832</u></b>

**PERSONNEL SCHEDULE**

Crew Leader	1	1	1	1
Meter Readers	4	4	4	4

**PROGRAM DESCRIPTION**

The Meter Readers are responsible for reading water meters and connecting or disconnecting water service for utility customers. The department also handles meter repairs and replacements.



**CITY OF DEER PARK  
2016-2017 ANNUAL BUDGET**

**504 - METER READERS**

DESCRIPTION	ACTUAL 14-15	BUDGET 15-16	ESTIMATED 15-16	ADOPTED 16-17
<b><u>4100 PERSONNEL &amp; RELATED</u></b>				
4101 Salaries - Full Time	\$ 189,557	\$ 198,594	\$ 196,330	\$ 201,440
4103 Salaries - Temporary	-	-	-	-
4104 Salaries - Overtime	1,570	2,000	2,400	2,000
4106 Social Security/Medicare	13,914	15,214	14,900	15,428
4107 TMRS	28,341	28,150	26,000	29,022
4108 Health & Life Insurance	42,886	46,320	32,700	38,148
4109 Workers Compensation	3,349	4,073	2,320	3,322
4114 Section 125 Admin Fee	44	45	34	45
4117 Health Savings Account	-	-	645	645
<b>Total Personnel &amp; Related</b>	<b><u>279,661</u></b>	<b><u>294,396</u></b>	<b><u>275,329</u></b>	<b><u>290,050</u></b>
<b><u>4200 SERVICES</u></b>				
4216 Mobile Telephone	1,594	2,220	1,600	2,220
4279 Software - Other	-	220	-	220
4290 Contract Labor	<u>2,304</u>	<u>2,920</u>	<u>6,800</u>	<u>5,920</u>
<b>Total Services</b>	<b><u>3,898</u></b>	<b><u>5,360</u></b>	<b><u>8,400</u></b>	<b><u>8,360</u></b>
<b><u>4300 SUPPLIES</u></b>				
4301 Office Supplies	-	50	-	50
4302 Cleaning Supplies	-	50	-	50
4303 Operational Supplies	1,587	1,200	1,200	1,200
4308 Small Tools & Minor Equipment	4,733	940	400	11,690
4311 Uniforms	988	1,200	1,100	1,200
4314 Protective Clothing	-	226	-	226
4328 Gasoline	8,399	11,000	6,000	8,000
4344 Water Meters & Boxes	<u>-</u>	<u>1,000</u>	<u>-</u>	<u>1,000</u>
<b>Total Supplies</b>	<b><u>15,706</u></b>	<b><u>15,666</u></b>	<b><u>8,700</u></b>	<b><u>23,416</u></b>

**CITY OF DEER PARK  
2016-2017 ANNUAL BUDGET**

**504 - METER READERS**

DESCRIPTION	ACTUAL 14-15	BUDGET 15-16	ESTIMATED 15-16	ADOPTED 16-17
<b><u>4400 REPAIRS &amp; MAINTENANCE</u></b>				
4401 Vehicles	3,268	5,000	5,000	5,000
4403 Computer Equipment	<u>4,171</u>	<u>4,200</u>	<u>3,700</u>	<u>4,200</u>
<b>Total Repairs &amp; Maintenance</b>	<b><u>7,439</u></b>	<b><u>9,200</u></b>	<b><u>8,700</u></b>	<b><u>9,200</u></b>
<b><u>4900 CAPITAL OUTLAY</u></b>				
4904 Machinery & Equipment	-	-	-	-
4906 Automobiles & Light Trucks	<u>-</u>	<u>-</u>	<u>-</u>	<u>26,806</u>
<b>Total Capital Outlay</b>	<b><u>-</u></b>	<b><u>-</u></b>	<b><u>-</u></b>	<b><u>26,806</u></b>
 <b>TOTAL EXPENDITURES</b>	 <b><u>\$ 306,704</u></b>	 <b><u>\$ 324,622</u></b>	 <b><u>\$ 301,129</u></b>	 <b><u>\$ 357,832</u></b>

**CITY OF DEER PARK  
2016-2017 ANNUAL BUDGET**

**EXPENDITURE SUMMARY**

**505 - WASTE WATER TREATMENT PLANT**

DESCRIPTION	ACTUAL 14-15	BUDGET 15-16	ESTIMATED 15-16	ADOPTED 16-17
Personnel & Related	\$ 554,884	\$ 549,226	\$ 551,135	\$ 559,787
Services	489,992	696,185	503,087	726,000
Supplies	48,137	59,700	53,800	57,500
Repairs & Maintenance	50,766	69,000	65,000	69,385
Capital Outlay	-	57,851	56,590	124,510
<b>Total Expenditures</b>	<b>\$ 1,143,779</b>	<b>\$ 1,431,962</b>	<b>\$ 1,229,612</b>	<b>\$ 1,537,182</b>

**PERSONNEL SCHEDULE**

Sewer Plant Supervisor	1	1	1	1
Lab Technician	1	1	1	1
Crew Leader	0	1	1	1
Sewer Plant Operator "B"	1	0	0	0
Sewer Plant Operator "C"	1	1	1	1
Maintenance Technician III	0	1	1	1
Maintenance Technician II	1	0	0	0
Laborer	1	1	1	1
Summer Laborer - Temporary	2	2	2	2

**PROGRAM DESCRIPTION**

The Waste Water Treatment Plant operation provides for the treatment of all waste water according to the rules and regulations of the U.S. Environmental Protection Agency (EPA) and the Texas Commission on Environmental Quality (TCEQ). These operations include maintenance of the plant and operation of the plant laboratory.

**CITY OF DEER PARK  
2016-2017 ANNUAL BUDGET**

**505 - WASTE WATER TREATMENT PLANT**

DESCRIPTION	ACTUAL 14-15	BUDGET 15-16	ESTIMATED 15-16	ADOPTED 16-17
<b><u>4100 PERSONNEL &amp; RELATED</u></b>				
4101 Salaries - Full Time	\$ 341,415	\$ 337,242	\$ 331,600	\$ 344,304
4103 Salaries - Temporary	4,859	5,850	5,850	5,850
4104 Salaries - Overtime	58,115	54,750	67,200	53,500
4106 Social Security/Medicare	29,049	29,872	30,300	30,363
4107 TMRS	57,887	54,688	52,250	56,072
4108 Health & Life Insurance	58,149	60,972	60,000	64,668
4109 Workers Compensation	5,232	5,672	3,220	4,295
4114 Section 125 Admin Fee	178	180	70	90
4117 Health Savings Account	-	-	645	645
<b>Total Personnel &amp; Related</b>	<b><u>554,884</u></b>	<b><u>549,226</u></b>	<b><u>551,135</u></b>	<b><u>559,787</u></b>
<b><u>4200 SERVICES</u></b>				
4212 Utilities - Electric	370,773	575,000	370,000	575,000
4214 Utilities - Gas	808	800	800	800
4216 Mobile Telephone	-	385	-	-
4231 Equipment Rental	-	1,000	1,000	1,000
4240 Consultant Fee	-	-	-	16,000
4250 Training & Travel	2,748	3,000	3,000	3,000
4252 Dues & Fees	351	1,000	600	1,000
4253 Disposal Fees	51,157	50,000	50,000	50,000
4254 Inspections & Permits	33,720	35,000	35,687	36,000
4271 Water Analysis	30,435	30,000	42,000	43,200
4290 Contract Labor	-	-	-	-
<b>Total Services</b>	<b><u>489,992</u></b>	<b><u>696,185</u></b>	<b><u>503,087</u></b>	<b><u>726,000</u></b>
<b><u>4300 SUPPLIES</u></b>				
4301 Office Supplies	400	600	600	600
4302 Cleaning Supplies	-	-	-	-
4303 Operational Supplies	11,222	11,600	11,600	10,400
4304 Data Processing Supplies	675	300	300	300
4308 Small Tools & Minor Equipment	4,601	7,300	8,500	8,200
4311 Uniforms	2,156	1,300	1,800	1,800
4314 Protective Clothing	-	-	-	-
4316 Chemicals	24,488	25,000	25,000	25,000
4328 Gasoline	833	1,600	1,000	1,200
4329 Diesel	3,761	12,000	5,000	10,000
<b>Total Supplies</b>	<b><u>48,137</u></b>	<b><u>59,700</u></b>	<b><u>53,800</u></b>	<b><u>57,500</u></b>

**CITY OF DEER PARK  
2016-2017 ANNUAL BUDGET**

**505 - WASTE WATER TREATMENT PLANT**

DESCRIPTION	ACTUAL 14-15	BUDGET 15-16	ESTIMATED 15-16	ADOPTED 16-17
<b><u>4400 REPAIRS &amp; MAINTENANCE</u></b>				
4401 Vehicles	885	4,500	4,000	4,500
4402 Machinery & Equipment	6,440	4,500	6,000	4,885
4404 Buildings	1,443	5,000	5,000	5,000
4418 Mechanical Equipment	<u>41,999</u>	<u>55,000</u>	<u>50,000</u>	<u>55,000</u>
<b>Total Repairs &amp; Maintenance</b>	<b><u>50,766</u></b>	<b><u>69,000</u></b>	<b><u>65,000</u></b>	<b><u>69,385</u></b>
<b><u>4900 CAPITAL OUTLAY</u></b>				
4903 Improvements other than Bldgs	-	-	-	9,510
4904 Machinery & Equipment	<u>-</u>	<u>57,851</u>	<u>56,590</u>	<u>115,000</u>
<b>Total Capital Outlay</b>	<b><u>-</u></b>	<b><u>57,851</u></b>	<b><u>56,590</u></b>	<b><u>124,510</u></b>
 <b>TOTAL EXPENDITURES</b>	 <b><u>\$ 1,143,779</u></b>	 <b><u>\$ 1,431,962</u></b>	 <b><u>\$ 1,229,612</u></b>	 <b><u>\$ 1,537,182</u></b>

**CITY OF DEER PARK  
2016-2017 ANNUAL BUDGET**

**EXPENDITURE SUMMARY**

**506 - WATER TREATMENT PLANT**

DESCRIPTION	ACTUAL 14-15	BUDGET 15-16	ESTIMATED 15-16	ADOPTED 16-17
Personnel & Related	\$ 731,508	\$ 801,776	\$ 730,278	\$ 827,726
Services	238,492	441,720	318,820	320,950
Supplies	1,469,272	1,531,760	1,439,610	1,532,180
Repairs & Maintenance	90,048	620,900	93,500	643,608
Capital Outlay	-	575,000	209,000	799,000
<b>Total Expenditures</b>	<b>\$ 2,529,321</b>	<b>\$ 3,971,156</b>	<b>\$ 2,791,208</b>	<b>\$ 4,123,464</b>

**PERSONNEL SCHEDULE**

Water Plant Supervisor	1	1	1	1
Lab Technician	1	1	1	1
Water Plant Operator "B"	2	2	2	2
Water Plant Operator "C"	4	4	4	4
Maintenance Technician I	2	2	2	2

**PROGRAM DESCRIPTION**

The Water Treatment Plant operation provides for the purification and total processing of all raw water received at the plant. Raw water is processed using various chemicals and the purified water is then pumped into the distribution system. Water quality is controlled by the in-house laboratory to ensure compliance with all State and Federal guidelines. Existing water wells and storage tanks are operated and controlled from the plant through computerized telemetry to retrieve, monitor and analyze data.

**CITY OF DEER PARK  
2016-2017 ANNUAL BUDGET**

**506 - WATER TREATMENT PLANT**

DESCRIPTION	ACTUAL 14-15	BUDGET 15-16	ESTIMATED 15-16	ADOPTED 16-17
<b><u>4100 PERSONNEL &amp; RELATED</u></b>				
4101 Salaries - Full Time	\$ 488,718	\$ 536,549	\$ 486,620	\$ 544,567
4103 Salaries - Temporary	-	2,900	2,900	2,900
4104 Salaries - Overtime	41,065	32,250	45,300	42,000
4106 Social Security/Medicare	38,888	43,115	40,200	43,721
4107 TMRS	77,512	79,491	69,400	81,723
4108 Health & Life Insurance	75,511	95,748	79,250	103,308
4109 Workers Compensation	9,680	11,543	6,563	9,417
4114 Section 125 Admin Fee	133	180	45	90
4117 Health Savings Account	-	-	-	-
<b>Total Personnel &amp; Related</b>	<b><u>731,508</u></b>	<b><u>801,776</u></b>	<b><u>730,278</u></b>	<b><u>827,726</u></b>
<b><u>4200 SERVICES</u></b>				
4212 Utilities - Electric	187,361	257,000	250,000	257,000
4216 Mobile Telephones	1,578	845	1,620	1,600
4240 Consultant Fees	4,200	-	4,200	8,950
4250 Training & Travel	1,170	2,500	2,500	3,500
4252 Dues & Fees	28,671	27,875	31,000	33,000
4254 Inspection Fees	-	5,600	-	-
4271 Water Analysis	9,512	16,900	10,000	16,900
4290 Contract Labor	6,000	131,000	19,500	-
<b>Total Services</b>	<b><u>238,492</u></b>	<b><u>441,720</u></b>	<b><u>318,820</u></b>	<b><u>320,950</u></b>
<b><u>4300 SUPPLIES</u></b>				
4301 Office Supplies	503	1,000	900	1,000
4303 Operational Supplies	4,567	12,310	12,310	15,000
4305 Printing	-	1,000	-	200
4307 Postage	621	1,000	200	500
4308 Small Tools & Minor Equipment	18,491	18,000	18,000	21,630
4311 Uniforms	2,478	2,800	2,000	2,800
4314 Protective Clothing	-	-	-	-
4316 Chemicals	372,783	420,000	400,000	420,000
4328 Gasoline	1,672	2,350	1,200	2,350
4329 Diesel	-	8,100	5,000	3,500
4348 Books	-	200	-	200
4350 Raw Water	1,068,158	1,065,000	1,000,000	1,065,000
<b>Total Supplies</b>	<b><u>1,469,272</u></b>	<b><u>1,531,760</u></b>	<b><u>1,439,610</u></b>	<b><u>1,532,180</u></b>

**CITY OF DEER PARK  
2016-2017 ANNUAL BUDGET**

**506 - WATER TREATMENT PLANT**

DESCRIPTION	ACTUAL 14-15	BUDGET 15-16	ESTIMATED 15-16	ADOPTED 16-17
<b><u>4400 REPAIRS &amp; MAINTENANCE</u></b>				
4401 Vehicles	1,305	3,400	1,000	1,000
4402 Machinery & Equipment	6,619	7,500	7,500	10,000
4404 Building	-	-	-	22,608
4411 Sludge Removal from Lagoon	-	520,000	-	520,000
4415 Water Mains & Fire Hydrants	-	-	-	-
4416 Water Wells	11,629	20,000	15,000	20,000
4418 Mechanical Equipment	<u>70,495</u>	<u>70,000</u>	<u>70,000</u>	<u>70,000</u>
<b>Total Repairs &amp; Maintenance</b>	<b><u>90,048</u></b>	<b><u>620,900</u></b>	<b><u>93,500</u></b>	<b><u>643,608</u></b>
<b><u>4900 CAPITAL OUTLAY</u></b>				
4903 Improvements other than Bldgs	-	-	-	121,000
4904 Machinery & Equipment	-	575,000	209,000	678,000
4906 Automobiles & Light Trucks	<u>-</u>	<u>-</u>	<u>-</u>	<u>-</u>
<b>Total Capital Outlay</b>	<b><u>-</u></b>	<b><u>575,000</u></b>	<b><u>209,000</u></b>	<b><u>799,000</u></b>
<b>TOTAL EXPENDITURES</b>	<b><u>\$ 2,529,321</u></b>	<b><u>\$ 3,971,156</u></b>	<b><u>\$ 2,791,208</u></b>	<b><u>\$ 4,123,464</u></b>



**CITY OF DEER PARK  
2016-2017 ANNUAL BUDGET**

**EXPENDITURE SUMMARY**

**900 - WATER/SEWER DEBT SERVICE**

DESCRIPTION	ACTUAL 14-15	BUDGET 15-16	ESTIMATED 15-16	ADOPTED 16-17
Fiscal Charges	\$ 19,827	\$ 12,000	\$ 6,000	\$ 12,000
Principal Payments	1,024,657	1,218,052	1,218,052	1,564,960
Interest Payments	<u>824,969</u>	<u>1,125,417</u>	<u>1,125,417</u>	<u>1,283,377</u>
<b>Total Expenditures</b>	<b><u>\$ 1,869,452</u></b>	<b><u>\$ 2,355,469</u></b>	<b><u>\$ 2,349,469</u></b>	<b><u>\$ 2,860,337</u></b>

**PROGRAM DESCRIPTION**

These debt service payments and fiscal charges (e.g., paying agent fees, escrow fees, etc.) relate to debt issued to fund projects for the City's water and sanitary sewer systems.

**CITY OF DEER PARK  
2016-2017 ANNUAL BUDGET**

**900 - WATER/SEWER DEBT SERVICE**

DESCRIPTION	ACTUAL 14-15	BUDGET 15-16	ESTIMATED 15-16	ADOPTED 16-17
<b><u>4500 OTHER OPERATING EXP.</u></b>				
<u>4525 Fiscal Charges</u>				
Paying Agent Fees	\$ 19,827	\$ 12,000	\$ 6,000	\$ 12,000
<b>Total Fiscal Charges</b>	<b><u>19,827</u></b>	<b><u>12,000</u></b>	<b><u>6,000</u></b>	<b><u>12,000</u></b>
 <u>4531 Principal Payments</u>				
2002 Rev Bonds \$5,000,000 (TWDB)	250,000	250,000	250,000	250,000
2010 GO Ref Bonds \$6,295,000 (39%)	284,657	278,052	278,052	274,960
2011 GO Ref Bonds \$3,490,000	325,000	320,000	320,000	310,000
2014 GO Ref Bonds \$1,955,000 (.6173%)	-	-	-	-
2011 CO \$3,390,000	100,000	100,000	100,000	100,000
2012 CO \$4,725,000	-	120,000	120,000	155,000
2013 CO \$6,925,000	20,000	50,000	50,000	55,000
2014 CO \$6,275,000	45,000	100,000	100,000	105,000
2015-A CO \$7,110,000	-	-	-	150,000
2016 CO \$7,100,000 - <i>Proposed</i>	-	-	-	165,000
<b>Total Principal Payments</b>	<b><u>1,024,657</u></b>	<b><u>1,218,052</u></b>	<b><u>1,218,052</u></b>	<b><u>1,564,960</u></b>
 <u>4531 Interest Payments</u>				
2002 Rev Bonds \$5,000,000 (TWDB)	28,563	20,750	20,750	12,625
2010 GO Ref Bonds \$6,295,000 (39%)	62,057	51,686	51,686	40,439
2011 GO Ref Bonds \$3,490,000	65,600	59,150	59,150	52,850
2014 GO Ref Bonds \$1,955,000 (38%)	29,849	35,447	35,447	35,447
2011 CO \$3,390,000	109,600	107,600	107,600	105,600
2012 CO \$4,725,000	120,453	119,252	119,252	116,503
2013 CO \$6,925,000	223,100	222,400	222,400	221,350
2014 CO \$6,275,000	185,748	219,325	219,325	217,275
2015-A CO \$7,110,000	-	289,807	289,807	206,325
2016 CO \$7,100,000 <i>Proposed</i>	-	-	-	274,963
<b>Total Interest Payments</b>	<b><u>824,969</u></b>	<b><u>1,125,417</u></b>	<b><u>1,125,417</u></b>	<b><u>1,283,377</u></b>
 <b>TOTAL EXPENDITURES</b>	 <b><u>\$ 1,869,452</u></b>	 <b><u>\$ 2,355,469</u></b>	 <b><u>\$ 2,349,469</u></b>	 <b><u>\$ 2,860,337</u></b>

**CITY OF DEER PARK  
2016 - 2017 ANNUAL BUDGET  
FUTURE DEBT SERVICE REQUIREMENTS - WATER/SEWER DEBT**

<u>FISCAL YEAR</u>	<u>PRINCIPAL</u>	<u>INTEREST</u>	<u>TOTAL</u>
2017	\$ 1,564,960.00	\$ 1,283,375.42	\$ 2,848,335.42
2018	1,834,076.00	1,274,609.51	3,108,685.51
2019	1,799,071.00	1,220,426.16	3,019,497.16
2020	1,852,107.00	1,163,999.58	3,016,106.58
2021	1,998,187.00	1,102,050.87	3,100,237.87
2022	1,906,910.00	1,039,745.95	2,946,655.95
2023	1,966,910.00	979,676.15	2,946,586.15
2024	2,457,750.00	911,131.25	3,368,881.25
2025	2,060,000.00	838,198.75	2,898,198.75
2026	2,130,000.00	768,105.00	2,898,105.00
2027	2,200,000.00	695,176.25	2,895,176.25
2028	2,280,000.00	618,037.50	2,898,037.50
2029	2,360,000.00	535,362.50	2,895,362.50
2030	2,450,000.00	447,766.25	2,897,766.25
2031	2,540,000.00	357,516.25	2,897,516.25
2032	2,635,000.00	263,762.50	2,898,762.50
2033	2,125,000.00	174,968.75	2,299,968.75
2034	1,520,000.00	104,037.50	1,624,037.50
2035	1,120,000.00	51,050.00	1,171,050.00
2036	<u>635,000.00</u>	<u>14,287.50</u>	<u>649,287.50</u>
TOTAL	<u>\$ 39,434,971.00</u>	<u>\$ 13,843,283.64</u>	<u>\$ 53,278,254.64</u>

**CITY OF DEER PARK  
2016 - 2017 ANNUAL BUDGET  
ANNUAL DEBT SERVICE PAYMENTS**

**WATERWORKS AND SEWER SYSTEM REVENUE BONDS, SERIES 2002  
\$5,000,000 dated September 1, 2002  
Interest Rates: 0.70% - 3.80%**

<u>DUE IN FISCAL YEAR</u>	<u>INTEREST RATE</u>	<u>DUE MAR. 1</u>		<u>DUE SEP. 1</u>	<u>ANNUAL TOTAL</u>
		<u>PRINCIPAL</u>	<u>INTEREST</u>	<u>INTEREST</u>	
2017	3.300%	\$ 250,000.00	\$ 8,375.00	\$ 4,250.00	\$ 262,625.00
2018	3.400%	250,000.00	4,250.00	-	254,250.00
TOTAL		<u>\$ 500,000.00</u>	<u>\$ 12,625.00</u>	<u>\$ 4,250.00</u>	<u>\$ 516,875.00</u>

\* Previously, \$1,250,000 of bonds due in 2019 - 2023 were defeased by the Series 2014, GO and Refunding Bonds and were called on November 24, 2014.

**CITY OF DEER PARK  
2016 - 2017 ANNUAL BUDGET  
ANNUAL DEBT SERVICE PAYMENTS**

**GENERAL OBLIGATION REFUNDING BONDS, SERIES 2010  
\$6,295,000 dated May 1, 2010  
Interest Rates: 2.00% - 4.50%**

<u>DUE IN FISCAL YEAR</u>	<u>INTEREST RATE</u>	<u>DUE MAR. 15</u>		<u>DUE SEP. 15</u>	<u>ANNUAL TOTAL</u>
		<u>PRINCIPAL</u>	<u>INTEREST</u>	<u>INTEREST</u>	
2017	4.000%	\$ 274,960.00	\$ 22,968.98	\$ 17,469.78	\$ 315,398.76
2018	4.500%	214,076.00	17,469.78	12,653.07	244,198.85
2019	4.500%	214,076.00	12,653.07	7,836.36	234,565.43
2020	4.500%	212,112.00	7,836.36	3,063.84	223,012.20
2021	4.000%	153,192.00	3,063.84	-	156,255.84
TOTAL		<u>\$ 1,068,416.00</u>	<u>\$ 63,992.03</u>	<u>\$ 41,023.05</u>	<u>\$ 1,173,431.08</u>

\* The 60.6% General Fund portion and the 39.4% Water and Sewer Fund portion of the refunding bonds are reflected in the respective Funds.

**CITY OF DEER PARK  
2016 - 2017 ANNUAL BUDGET  
ANNUAL DEBT SERVICE PAYMENTS**

**GENERAL OBLIGATION REFUNDING BONDS, SERIES 2011  
\$3,490,000 dated December 1, 2011  
Interest Rates: 2.00% - 3.00%**

<u>DUE IN FISCAL YEAR</u>	<u>INTEREST RATE</u>	<u>DUE MAR. 15</u>		<u>DUE SEP. 15</u>	<u>ANNUAL TOTAL</u>
		<u>PRINCIPAL</u>	<u>INTEREST</u>	<u>INTEREST</u>	
2017	2.000%	\$ 310,000.00	\$ 27,975.00	\$ 24,875.00	\$ 362,850.00
2018	2.500%	305,000.00	24,875.00	21,062.50	350,937.50
2019	2.500%	305,000.00	21,062.50	17,250.00	343,312.50
2020	3.000%	300,000.00	17,250.00	12,750.00	330,000.00
2021	3.000%	290,000.00	12,750.00	8,400.00	311,150.00
2022	3.000%	285,000.00	8,400.00	4,125.00	297,525.00
2023	3.000%	<u>275,000.00</u>	<u>4,125.00</u>	<u>-</u>	<u>279,125.00</u>
TOTAL		<u>\$ 2,070,000.00</u>	<u>\$ 116,437.50</u>	<u>\$ 88,462.50</u>	<u>\$ 2,274,900.00</u>

**CITY OF DEER PARK  
2016 - 2017 ANNUAL BUDGET  
ANNUAL DEBT SERVICE PAYMENTS**

**CERTIFICATES OF OBLIGATION, SERIES 2011  
\$3,390,000 dated December 1, 2011  
Interest Rates: 2.00% - 4.00%**

<u>DUE IN FISCAL YEAR</u>	<u>INTEREST RATE</u>	<u>DUE MAR. 15</u>		<u>DUE SEP. 15</u>	<u>ANNUAL TOTAL</u>
		<u>PRINCIPAL</u>	<u>INTEREST</u>	<u>INTEREST</u>	
2017	2.000%	\$ 100,000.00	\$ 53,300.00	\$ 52,300.00	\$ 205,600.00
2018	2.500%	155,000.00	52,300.00	50,362.50	257,662.50
2019	2.500%	155,000.00	50,362.50	48,425.00	253,787.50
2020	3.000%	160,000.00	48,425.00	46,025.00	254,450.00
2021	3.000%	170,000.00	46,025.00	43,475.00	259,500.00
2022	3.000%	170,000.00	43,475.00	40,925.00	254,400.00
2023	3.000%	175,000.00	40,925.00	38,300.00	254,225.00
2024	4.000%	185,000.00	38,300.00	34,600.00	257,900.00
2025	4.000%	190,000.00	34,600.00	30,800.00	255,400.00
2026	4.000%	195,000.00	30,800.00	26,900.00	252,700.00
2027	4.000%	210,000.00	26,900.00	22,700.00	259,600.00
2028	4.000%	210,000.00	22,700.00	18,500.00	251,200.00
2029	4.000%	220,000.00	18,500.00	14,100.00	252,600.00
2030	4.000%	225,000.00	14,100.00	9,600.00	248,700.00
2031	4.000%	235,000.00	9,600.00	4,900.00	249,500.00
2032	4.000%	245,000.00	4,900.00	-	249,900.00
TOTAL		<u>\$ 3,000,000.00</u>	<u>\$ 535,212.50</u>	<u>\$ 481,912.50</u>	<u>\$ 4,017,125.00</u>

**CITY OF DEER PARK  
2016 - 2017 ANNUAL BUDGET  
ANNUAL DEBT SERVICE PAYMENTS**

**CERTIFICATES OF OBLIGATION, SERIES 2012  
\$4,725,000 dated November 1, 2012  
Interest Rates: 2.00% - 3.00%**

<u>DUE IN FISCAL YEAR</u>	<u>INTEREST RATE</u>	<u>DUE MAR. 15</u>		<u>DUE SEP. 15</u>	<u>ANNUAL TOTAL</u>
		<u>PRINCIPAL</u>	<u>INTEREST</u>	<u>INTEREST</u>	
2017	2.000%	\$ 155,000.00	\$ 59,026.25	\$ 57,476.25	\$ 271,502.50
2018	2.000%	150,000.00	57,476.25	55,976.25	263,452.50
2019	2.000%	170,000.00	55,976.25	54,276.25	280,252.50
2020	2.000%	195,000.00	54,276.25	52,326.25	301,602.50
2021	3.000%	280,000.00	52,326.25	48,126.25	380,452.50
2022	3.000%	250,000.00	48,126.25	44,376.25	342,502.50
2023	3.000%	280,000.00	44,376.25	40,176.25	364,552.50
2024	3.000%	320,000.00	40,176.25	35,376.25	395,552.50
2025	2.000%	325,000.00	35,376.25	32,126.25	392,502.50
2026	2.100%	335,000.00	32,126.25	28,608.75	395,735.00
2027	2.200%	340,000.00	28,608.75	24,868.75	393,477.50
2028	2.250%	345,000.00	24,868.75	20,987.50	390,856.25
2029	3.000%	355,000.00	20,987.50	15,662.50	391,650.00
2030	3.000%	365,000.00	15,662.50	10,187.50	390,850.00
2031	2.500%	365,000.00	10,187.50	5,625.00	380,812.50
2032	3.000%	375,000.00	5,625.00	-	380,625.00
TOTAL		<u>\$ 4,605,000.00</u>	<u>\$ 585,202.50</u>	<u>\$ 526,176.25</u>	<u>\$ 5,716,378.75</u>



**CITY OF DEER PARK  
2016 - 2017 ANNUAL BUDGET  
ANNUAL DEBT SERVICE PAYMENTS**

**CERTIFICATES OF OBLIGATION, SERIES 2013  
\$6,925,000 dated November 1, 2013  
Interest Rates: 2.00% - 3.35%**

<u>DUE IN FISCAL YEAR</u>	<u>INTEREST RATE</u>	<u>DUE MAR. 15</u>		<u>DUE SEP. 15</u>	<u>ANNUAL TOTAL</u>
		<u>PRINCIPAL</u>	<u>INTEREST</u>	<u>INTEREST</u>	
2017	2.000%	\$ 55,000.00	\$ 110,950.00	\$ 110,400.00	\$ 276,350.00
2018	2.500%	140,000.00	110,400.00	108,650.00	359,050.00
2019	3.000%	150,000.00	108,650.00	106,400.00	365,050.00
2020	3.000%	160,000.00	106,400.00	104,000.00	370,400.00
2021	3.000%	245,000.00	104,000.00	100,325.00	449,325.00
2022	3.000%	320,000.00	100,325.00	95,525.00	515,850.00
2023	3.000%	330,000.00	95,525.00	90,575.00	516,100.00
2024	3.250%	420,000.00	90,575.00	83,750.00	594,325.00
2025	3.350%	445,000.00	83,750.00	76,296.25	605,046.25
2026	3.350%	470,000.00	76,296.25	68,423.75	614,720.00
2027	3.350%	485,000.00	68,423.75	60,300.00	613,723.75
2028	3.350%	525,000.00	60,300.00	51,506.25	636,806.25
2029	3.350%	550,000.00	51,506.25	42,293.75	643,800.00
2030	3.350%	580,000.00	42,293.75	32,578.75	654,872.50
2031	3.350%	620,000.00	32,578.75	22,193.75	674,772.50
2032	3.350%	650,000.00	22,193.75	11,306.25	683,500.00
2033	3.350%	675,000.00	11,306.25	-	686,306.25
TOTAL		<u>\$ 6,820,000.00</u>	<u>\$ 1,275,473.75</u>	<u>\$ 1,164,523.75</u>	<u>\$ 9,259,997.50</u>

**CITY OF DEER PARK  
2016 - 2017 ANNUAL BUDGET  
ANNUAL DEBT SERVICE PAYMENTS**

**CERTIFICATES OF OBLIGATION, SERIES 2014  
\$6,275,000 dated November 1, 2014  
Interest Rates: 2.00% - 4.00%**

<u>DUE IN FISCAL YEAR</u>	<u>INTEREST RATE</u>	<u>DUE MAR. 15</u>		<u>DUE SEP. 15</u>	<u>ANNUAL TOTAL</u>
		<u>PRINCIPAL</u>	<u>INTEREST</u>	<u>INTEREST</u>	
2017	2.000%	\$ 105,000.00	\$ 109,162.50	\$ 108,112.50	\$ 322,275.00
2018	3.000%	235,000.00	108,112.50	104,587.50	447,700.00
2019	3.000%	240,000.00	104,587.50	100,987.50	445,575.00
2020	3.000%	250,000.00	100,987.50	97,237.50	448,225.00
2021	3.000%	260,000.00	97,237.50	93,337.50	450,575.00
2022	3.000%	335,000.00	93,337.50	88,312.50	516,650.00
2023	3.000%	345,000.00	88,312.50	83,137.50	516,450.00
2024	3.000%	310,000.00	83,137.50	78,487.50	471,625.00
2025	3.500%	320,000.00	78,487.50	72,887.50	471,375.00
2026	3.500%	335,000.00	72,887.50	67,025.00	474,912.50
2027	3.500%	350,000.00	67,025.00	60,900.00	477,925.00
2028	4.000%	430,000.00	60,900.00	52,300.00	543,200.00
2029	4.000%	445,000.00	52,300.00	43,400.00	540,700.00
2030	4.000%	460,000.00	43,400.00	34,200.00	537,600.00
2031	4.000%	400,000.00	34,200.00	26,200.00	460,400.00
2032	4.000%	420,000.00	26,200.00	17,800.00	464,000.00
2033	4.000%	435,000.00	17,800.00	9,100.00	461,900.00
2034	4.000%	455,000.00	9,100.00	-	464,100.00
TOTAL		<u>\$ 6,130,000.00</u>	<u>\$ 1,247,175.00</u>	<u>\$ 1,138,012.50</u>	<u>\$ 8,515,187.50</u>

**CITY OF DEER PARK  
2016 - 2017 ANNUAL BUDGET  
ANNUAL DEBT SERVICE PAYMENTS**

**GENERAL OBLIGATION REFUNDING BONDS, SERIES 2014  
\$1,915,000\* dated November 1, 2014  
Interest Rates: 2.00% - 3.00%**

<u>DUE IN FISCAL YEAR</u>	<u>INTEREST RATE</u>	<u>DUE MAR. 15</u>		<u>DUE SEP. 15</u>	<u>ANNUAL TOTAL</u>
		<u>PRINCIPAL</u>	<u>INTEREST</u>	<u>INTEREST</u>	
2017	3.000%	\$ -	\$ 17,723.33	\$ 17,723.33	\$ 35,446.66
2018	3.000%	-	17,723.33	17,723.33	35,446.66
2019	3.000%	144,995.00	17,723.33	15,548.40	178,266.73
2020	3.000%	144,995.00	15,548.40	13,373.48	173,916.88
2021	3.000%	144,995.00	13,373.48	11,198.55	169,567.03
2022	3.000%	141,910.00	11,198.55	9,069.90	162,178.45
2023	3.000%	141,910.00	9,069.90	6,941.25	157,921.15
2024	3.000%	462,750.00	6,941.25	-	469,691.25
TOTAL		<u>\$ 1,181,555.00</u>	<u>\$ 109,301.57</u>	<u>\$ 91,578.24</u>	<u>\$ 1,382,434.81</u>

\* The 38.3% General Fund portion and the 61.7% Water and Sewer Fund portion of the refunding bonds are reflected in the respective Funds.

**CITY OF DEER PARK  
2016 - 2017 ANNUAL BUDGET  
ANNUAL DEBT SERVICE PAYMENTS**

**CERTIFICATES OF OBLIGATION, SERIES 2015-A  
\$7,110,000 dated December 1, 2015  
Interest Rate: 2.00% - 3.50%**

<u>DUE IN FISCAL YEAR</u>	<u>INTEREST RATE</u>	<u>DUE MAR. 15</u>		<u>DUE SEP. 15</u>	<u>ANNUAL TOTAL</u>
		<u>PRINCIPAL</u>	<u>INTEREST</u>	<u>INTEREST</u>	
2017	2.000%	\$ 150,000.00	\$ 103,912.50	\$ 102,412.50	\$ 356,325.00
2018	2.000%	220,000.00	102,412.50	100,212.50	422,625.00
2019	2.000%	245,000.00	100,212.50	97,762.50	442,975.00
2020	3.000%	250,000.00	97,762.50	94,012.50	441,775.00
2021	3.000%	260,000.00	94,012.50	90,112.50	444,125.00
2022	3.000%	205,000.00	90,112.50	87,037.50	382,150.00
2023	2.000%	215,000.00	87,037.50	84,887.50	386,925.00
2024	2.000%	435,000.00	84,887.50	80,537.50	600,425.00
2025	3.000%	440,000.00	80,537.50	73,937.50	594,475.00
2026	3.000%	440,000.00	73,937.50	67,337.50	581,275.00
2027	3.000%	445,000.00	67,337.50	60,662.50	573,000.00
2028	3.000%	380,000.00	60,662.50	54,962.50	495,625.00
2029	3.000%	385,000.00	54,962.50	49,187.50	489,150.00
2030	3.250%	395,000.00	49,187.50	42,768.75	486,956.25
2031	3.250%	475,000.00	42,768.75	35,050.00	552,818.75
2032	3.375%	480,000.00	35,050.00	26,950.00	542,000.00
2033	3.500%	485,000.00	26,950.00	18,462.50	530,412.50
2034	3.500%	510,000.00	18,462.50	9,537.50	538,000.00
2035	3.500%	545,000.00	9,537.50	-	554,537.50
TOTAL		<u>\$ 6,960,000.00</u>	<u>\$ 1,279,743.75</u>	<u>\$ 1,175,831.25</u>	<u>\$ 9,415,575.00</u>

**CITY OF DEER PARK  
2016 - 2017 ANNUAL BUDGET  
ANNUAL DEBT SERVICE PAYMENTS**

**PROPOSED CERTIFICATES OF OBLIGATION, SERIES 2016-A  
\$7,100,000 dated November 1, 2016  
Interest Rate: 4.50%**

<b>DUE IN FISCAL YEAR</b>	<b>INTEREST RATE</b>	<b>DUE MAR. 15</b>		<b>DUE SEP. 15</b>	<b>ANNUAL TOTAL</b>
		<b>PRINCIPAL</b>	<b>INTEREST</b>	<b>INTEREST</b>	
2017	4.500%	\$ 165,000.00	\$ 118,925.00	\$ 156,037.50	\$ 439,962.50
2018	4.500%	165,000.00	156,037.50	152,325.00	473,362.50
2019	4.500%	175,000.00	152,325.00	148,387.50	475,712.50
2020	4.500%	180,000.00	148,387.50	144,337.50	472,725.00
2021	4.500%	195,000.00	144,337.50	139,950.00	479,287.50
2022	4.500%	200,000.00	139,950.00	135,450.00	475,400.00
2023	4.500%	205,000.00	135,450.00	130,837.50	471,287.50
2024	4.500%	325,000.00	130,837.50	123,525.00	579,362.50
2025	4.500%	340,000.00	123,525.00	115,875.00	579,400.00
2026	4.500%	355,000.00	115,875.00	107,887.50	578,762.50
2027	4.500%	370,000.00	107,887.50	99,562.50	577,450.00
2028	4.500%	390,000.00	99,562.50	90,787.50	580,350.00
2029	4.500%	405,000.00	90,787.50	81,675.00	577,462.50
2030	4.500%	425,000.00	81,675.00	72,112.50	578,787.50
2031	4.500%	445,000.00	72,112.50	62,100.00	579,212.50
2032	4.500%	465,000.00	62,100.00	51,637.50	578,737.50
2033	4.500%	530,000.00	51,637.50	39,712.50	621,350.00
2034	4.500%	555,000.00	39,712.50	27,225.00	621,937.50
2035	4.500%	575,000.00	27,225.00	14,287.50	616,512.50
2036	4.500%	635,000.00	14,287.50	-	649,287.50
TOTAL		<u>\$ 7,100,000.00</u>	<u>\$ 2,012,637.50</u>	<u>\$ 1,893,712.50</u>	<u>\$ 11,006,350.00</u>

**CITY OF DEER PARK  
2016 - 2017 ANNUAL BUDGET  
CAPITAL IMPROVEMENT FUND REVENUES & RESOURCES**

DESCRIPTION	ACTUAL 14-15	BUDGET 15-16	ESTIMATED 15-16	PROJECTED 16-17
<b><u>Other Revenue</u></b>				
3620 Investment Revenue	\$ 71	\$ -	\$ -	\$ -
3640 Transfer from General Fund	2,049,000	-	2,130,000	721,148
3698 Proceeds from Capital Leases	-	-	-	-
<b>Total Other Revenue</b>	<b><u>2,049,071</u></b>	<b><u>-</u></b>	<b><u>2,130,000</u></b>	<b><u>721,148</u></b>
<b><u>Special Revenue</u></b>				
3837 Library Donations	-	-	-	-
<b>Total Special Revenue</b>	<b><u>-</u></b>	<b><u>-</u></b>	<b><u>-</u></b>	<b><u>-</u></b>
<b>Total Current Revenue</b>	<b>2,049,071</b>	<b>-</b>	<b>2,130,000</b>	<b>721,148</b>
<b><u>Prior Year Revenue</u></b>				
Prior Year Reserves	-	1,850,000	900,000	2,477,000
<b>Prior Year Revenue</b>	<b><u>-</u></b>	<b><u>1,850,000</u></b>	<b><u>900,000</u></b>	<b><u>2,477,000</u></b>
<b>Total Revenue</b>	<b><u>\$ 2,049,071</u></b>	<b><u>\$ 1,850,000</u></b>	<b><u>\$ 3,030,000</u></b>	<b><u>\$ 3,198,148</u></b>

**CITY OF DEER PARK  
2016-2017 ANNUAL BUDGET  
CAPITAL IMPROVEMENTS FUND EXPENDITURE SUMMARY BY DEPARTMENT**

DEPARTMENT		ACTUAL 14-15	BUDGET 15-16	ESTIMATED 15-16	ADOPTED 16-17
105	General Government	\$ 25,981	\$ -	\$ -	\$ -
200	Information Technology	-	-	-	-
300	Police	10,399	-	-	-
304	Fire Department	-	-	-	-
401	Planning & Development	798,902	250,000	250,000	165,000
402	Sanitation	-	-	-	-
403	Street Maintenance	630,192	1,400,000	650,000	2,718,148
406	Storm Water	-	-	-	215,000
410	Park Maintenance	110,775	-	-	-
411	Recreation	-	-	-	-
412	Athletics & Aquatics	-	-	-	-
420	Library	-	-	-	-
	Contingency	-	200,000	-	100,000
<b>TOTAL EXPENDITURES</b>		<b><u>\$ 1,576,249</u></b>	<b><u>\$ 1,850,000</u></b>	<b><u>\$ 900,000</u></b>	<b><u>\$ 3,198,148</u></b>

**CITY OF DEER PARK  
CAPITAL IMPROVEMENTS FUND  
2016-2017 ANNUAL BUDGET**

**EXPENDITURE SUMMARY**

**CAPITAL IMPROVEMENTS FUND**

DESCRIPTION	ACTUAL 14-15	BUDGET 15-16	ESTIMATED 15-16	ADOPTED 16-17
Supplies	\$ 10,399	\$ -	\$ -	\$ -
Repairs & Maintenance	-	1,400,000	650,000	2,718,148
Other Operating Expenditures	-	200,000	-	100,000
Capital Outlay	<u>1,565,850</u>	<u>250,000</u>	<u>250,000</u>	<u>380,000</u>
<b>Total Expenditures</b>	<b><u>\$ 1,576,249</u></b>	<b><u>\$ 1,850,000</u></b>	<b><u>\$ 900,000</u></b>	<b><u>\$ 3,198,148</u></b>

**PROGRAM DESCRIPTION**

The Capital Improvements Fund is established to provide designated funding for capital improvements on a cash or pay-as-you-go basis. This fund may be used as an alternative to long-term debt financing for selected capital improvements. Projects included in this fund are capital expenses of at least \$25,000.



**CITY OF DEER PARK  
CAPITAL IMPROVEMENTS FUND  
2016-2017 ANNUAL BUDGET**

**CAPITAL IMPROVEMENTS FUND**

DESCRIPTION	ACTUAL 14-15	BUDGET 15-16	ESTIMATED 15-16	ADOPTED 16-17
<b><u>4300 SUPPLIES</u></b>				
4308 Small Tools & Minor Equipment	\$ 10,399	\$ -	\$ -	\$ -
<b>Total Supplies</b>	<b><u>10,399</u></b>	<b><u>-</u></b>	<b><u>-</u></b>	<b><u>-</u></b>
<b><u>4400 REPAIRS &amp; MAINTENANCE</u></b>				
4404 Building	-	-	-	-
4406 Streets	-	1,000,000	250,000	2,218,148
4407 Sidewalks	-	400,000	400,000	500,000
<b>Total Repairs &amp; Maintenance</b>	<b><u>-</u></b>	<b><u>1,400,000</u></b>	<b><u>650,000</u></b>	<b><u>2,718,148</u></b>
<b><u>4500 OTHER OPERATING EXP.</u></b>				
4510 Contingency	-	200,000	-	100,000
<b>Total Other Operating Expenditures</b>	<b><u>-</u></b>	<b><u>200,000</u></b>	<b><u>-</u></b>	<b><u>100,000</u></b>
<b><u>4900 CAPITAL OUTLAY</u></b>				
4901 Land & Land Rights	-	-	-	-
4902 Buildings	25,981	-	-	-
4904 Machinery & Equipment	-	-	-	-
4905 Furniture & Fixtures	-	-	-	-
4906 Automobiles & Light Trucks	-	-	-	-
4907 Large Trucks/Heavy Rolling Stock	-	-	-	-
4908 Lease Purchase	-	-	-	-
4909 Parking Lots	110,775	-	-	-
4910 Streets	580,730	-	-	-
4914 Storm Drainage	678,518	250,000	250,000	380,000
4941 Consultin Engineer Fee	169,847	-	-	-
4942 Consulting Fee - Architect	-	-	-	-
<b>Total Capital Outlay</b>	<b><u>1,565,850</u></b>	<b><u>250,000</u></b>	<b><u>250,000</u></b>	<b><u>380,000</u></b>
<b>TOTAL EXPENDITURES</b>	<b><u>\$ 1,576,249</u></b>	<b><u>\$ 1,850,000</u></b>	<b><u>\$ 900,000</u></b>	<b><u>\$ 3,198,148</u></b>

**CITY OF DEER PARK  
2016 - 2017 ANNUAL BUDGET  
GOLF COURSE LEASE REVENUES & RESOURCES**

DESCRIPTION	ACTUAL 14-15	BUDGET 15-16	ESTIMATED 15-16	PROJECTED 16-17
<b><u>User Fees</u></b>				
3566 Liquor Sales	\$ -	\$ -	\$ -	\$ -
3567 Wine Sales	-	-	-	-
3568 Beer Sales	-	-	-	-
<b>Total User Fees</b>	<u>-</u>	<u>-</u>	<u>-</u>	<u>-</u>
<b><u>Other Revenue</u></b>				
3640 Transfer from Other Funds	95,931	-	-	50,000
3641 Prior Year Revenue	-	-	-	-
<b>Total Other Revenue</b>	<u>95,931</u>	<u>-</u>	<u>50,000</u>	<u>50,000</u>
<b><u>Restricted Revenue</u></b>				
3716 Golf Course Rent Payment	60,000	60,000	60,000	-
3717 Golf Course Percentage Rent Payment	23,566	61,500	61,500	-
3718 Golf Course Equipment Reimbursement	65,447	64,500	70,000	70,000
<b>Total Restricted Revenue</b>	<u>149,013</u>	<u>186,000</u>	<u>191,500</u>	<u>70,000</u>
<b>Total Current Revenue</b>	<u>244,944</u>	<u>186,000</u>	<u>241,500</u>	<u>120,000</u>
<b>Prior Year Revenue</b>	<u>-</u>	<u>-</u>	<u>-</u>	<u>-</u>
<b>Total Revenue</b>	<u>\$ 244,944</u>	<u>\$ 186,000</u>	<u>\$ 241,500</u>	<u>\$ 120,000</u>

**CITY OF DEER PARK  
2016-2017 ANNUAL BUDGET  
GOLF COURSE LEASE EXPENDITURE SUMMARY**

DEPARTMENT	ACTUAL 14-15	BUDGET 15-16	ESTIMATED 15-16	ADOPTED 16-17
Golf Course Lease	\$ 98,108	\$ 120,000	\$ 120,000	\$ 120,000
<b>TOTAL EXPENDITURES</b>	<b><u>\$ 98,108</u></b>	<b><u>\$ 120,000</u></b>	<b><u>\$ 120,000</u></b>	<b><u>\$ 120,000</u></b>

**CITY OF DEER PARK  
GOLF COURSE LEASE  
2016-2017 ANNUAL BUDGET**

**EXPENDITURE SUMMARY**

DESCRIPTION	ACTUAL 14-15	BUDGET 15-16	ESTIMATED 15-16	ADOPTED 16-17
Personnel & Related	\$ -	\$ -	\$ -	\$ -
Services	66,627	70,000	70,000	70,000
Supplies	-	-	-	-
Repairs & Maintenance	31,481	50,000	50,000	50,000
Other Operating Expenditures	-	-	-	-
Capital Outlay	-	-	-	-
<b>Total Expenditures</b>	<b><u>\$ 98,108</u></b>	<b><u>\$ 120,000</u></b>	<b><u>\$ 120,000</u></b>	<b><u>\$ 120,000</u></b>

**PROGRAM DESCRIPTION**

This department is responsible for maintaining the Battleground at Deer Park Golf Course through a lease agreement. Responsibilities include the 18-hole golf course, 3-hole teaching facility, driving range, clubhouse, and grounds around the clubhouse.

**CITY OF DEER PARK  
GOLF COURSE LEASE  
2016-2017 ANNUAL BUDGET**

DESCRIPTION	ACTUAL 14-15	BUDGET 15-16	ESTIMATED 15-16	ADOPTED 16-17
<b><u>4100 PERSONNEL &amp; RELATED</u></b>				
4101 Salaries - Full Time	\$ -	\$ -	\$ -	\$ -
4104 Salaries - Overtime	-	-	-	-
4106 Social Security/Medicare	-	-	-	-
4107 TMRS	-	-	-	-
4108 Health & Life Insurance	-	-	-	-
<b>Total Personnel &amp; Related</b>	<b>-</b>	<b>-</b>	<b>-</b>	<b>-</b>
<b><u>4200 SERVICES</u></b>				
4212 Utilities - Electric	-	-	-	-
4214 Utilities - Gas	-	-	-	-
4218 Utilities - Cable	-	-	-	-
4231 Equipment Rental	66,627	70,000	70,000	70,000
4250 Training & Travel	-	-	-	-
<b>Total Services</b>	<b>66,627</b>	<b>70,000</b>	<b>70,000</b>	<b>70,000</b>
<b><u>4300 SUPPLIES</u></b>				
4303 Operational Supplies	-	-	-	-
4345 Alcoholic Beverages	-	-	-	-
<b>Total Supplies</b>	<b>-</b>	<b>-</b>	<b>-</b>	<b>-</b>
<b><u>4400 REPAIRS &amp; MAINTENANCE</u></b>				
4404 Buildings	-	30,000	30,000	30,000
4409 Air Conditioners	-	10,000	10,000	10,000
4412 Grounds	31,481	10,000	10,000	10,000
<b>Total Repairs &amp; Maintenance</b>	<b>31,481</b>	<b>50,000</b>	<b>50,000</b>	<b>50,000</b>
<b><u>4500 OTHER OPERATING EXP.</u></b>				
4545 Mixed Beverage Tax	-	-	-	-
4599 Misc. Operating Expenditures	-	-	-	-
<b>Total Other Operating Expenditures</b>	<b>-</b>	<b>-</b>	<b>-</b>	<b>-</b>
<b><u>4900 CAPITAL OUTLAY</u></b>				
4902 Buildings	-	-	-	-
4904 Machinery & Equipment	-	-	-	-
<b>Total Capital Outlay</b>	<b>-</b>	<b>-</b>	<b>-</b>	<b>-</b>
<b>TOTAL EXPENDITURES</b>	<b>\$ 98,108</b>	<b>\$ 120,000</b>	<b>\$ 120,000</b>	<b>\$ 120,000</b>

**CITY OF DEER PARK  
CRIME CONTROL AND PREVENTION DISTRICT**

The purpose of the Deer Park Crime Control Prevention District ("CCPD") is to enhance the capability of law enforcement and to further crime prevention programs in the City. Authority for the CCPD is provided by Texas Local Government Code, Chapter 363, known as the Crime Control and Prevention District Act. On May 11, 2011, voters in the City of Deer Park approved the CCPD for a period of five years and the related fund was established by a dedicated one-fourth of one percent sales and use tax that became effective on October 1, 2011. On May 7, 2016, voters authorized continuation of the CCPD for a period of 10 years, which includes continuation of the dedicated one-fourth of one percent sales and use tax.

The CCPD is governed by a seven member board appointed by the City Council.

**CITY OF DEER PARK  
CRIME CONTROL AND PREVENTION DISTRICT (CCPD)  
2016-2017 ANNUAL BUDGET**

**REVENUE SUMMARY**

DESCRIPTION	ACTUAL 14-15	BUDGET 15-16	ESTIMATED 15-16	PROJECTED 16-17
Tax Revenue	\$ 1,533,054	\$ 1,260,000	\$ 1,385,000	\$ 1,320,000
Other Revenue	17,424	-	1,600	-
Prior Year Revenue	-	1,484,863	1,225,251	-
<b>Total Revenue</b>	<b>\$ 1,550,478</b>	<b>\$ 2,744,863</b>	<b>\$ 2,611,851</b>	<b>\$ 1,320,000</b>

**CITY OF DEER PARK  
CRIME CONTROL AND PREVENTION DISTRICT (CCPD)  
2016-2017 ANNUAL BUDGET**

DESCRIPTION	ACTUAL 14-15	BUDGET 15-16	ESTIMATED 15-16	PROJECTED 16-17
<b><u>3100 TAX REVENUE</u></b>				
3120 Sales Tax Revenue	\$ 1,533,054	\$ 1,260,000	\$ 1,385,000	\$ 1,320,000
<b>Total Tax Revenue</b>	<b><u>1,533,054</u></b>	<b><u>1,260,000</u></b>	<b><u>1,385,000</u></b>	<b><u>1,320,000</u></b>
<b><u>3600 OTHER REVENUE</u></b>				
3620 Investment Revenue	1,774	-	1,600	-
3630 Insurance Reimbursement	15,650	-	-	-
<b>Total Other Revenue</b>	<b><u>17,424</u></b>	<b><u>-</u></b>	<b><u>1,600</u></b>	<b><u>-</u></b>
<b>Prior Year Revenue</b>	<b><u>-</u></b>	<b><u>1,484,863</u></b>	<b><u>1,225,251</u></b>	<b><u>-</u></b>
<b>TOTAL REVENUE</b>	<b><u>\$ 1,550,478</u></b>	<b><u>\$ 2,744,863</u></b>	<b><u>\$ 2,611,851</u></b>	<b><u>\$ 1,320,000</u></b>



**CITY OF DEER PARK  
2016-2017 ANNUAL BUDGET  
CRIME CONTROL AND PREVENTION DISTRICT EXPENDITURE SUMMARY**

<b>DEPARTMENT</b>	<b>ACTUAL 14-15</b>	<b>BUDGET 15-16</b>	<b>ESTIMATED 15-16</b>	<b>ADOPTED 16-17</b>
Total Police Services	<u>\$ 443,329</u>	<u>\$ 2,744,863</u>	<u>\$ 2,611,851</u>	<u>\$ 1,320,000</u>
<b>TOTAL EXPENDITURES</b>	<b><u>\$ 443,329</u></b>	<b><u>\$ 2,744,863</u></b>	<b><u>\$ 2,611,851</u></b>	<b><u>\$ 1,320,000</u></b>

**CITY OF DEER PARK  
CRIME CONTROL AND PREVENTION DISTRICT (CCPD)  
2016-2017 ANNUAL BUDGET**

**EXPENDITURE SUMMARY**

DESCRIPTION	ACTUAL 14-15	BUDGET 15-16	ESTIMATED 15-16	ADOPTED 16-17
Personnel & Related	\$ 278,970	\$ 343,911	\$ 240,097	\$ 445,902
Services	65,176	92,740	72,796	93,460
Supplies	97,130	174,250	168,372	121,420
Repairs & Maintenance	-	-	-	-
Capital Outlay	2,054	2,133,962	2,130,586	400,156
Transition Fund	-	-	-	259,062
<b>Total Expenditures</b>	<b>\$ 443,329</b>	<b>\$ 2,744,863</b>	<b>\$ 2,611,851</b>	<b>\$ 1,320,000</b>

**PERSONNEL SCHEDULE**

Crime Prevention Officer	1	1	1	1
Sergeant - Investigations	0	1	1	1
Dispatcher	3	3	3	3

**PROGRAM DESCRIPTION**

The purpose of this special revenue district is to enhance the capability of law enforcement and to further crime prevention programs in Deer Park.

**CITY OF DEER PARK**  
**CRIME CONTROL AND PREVENTION DISTRICT (CCPD)**  
**2016-2017 ANNUAL BUDGET**

DESCRIPTION	ACTUAL 14-15	BUDGET 15-16	ESTIMATED 15-16	ADOPTED 16-17
<b><u>4100 PERSONNEL &amp; RELATED</u></b>				
4101 Salaries - Full Time	\$ 174,220	\$ 233,858	\$ 144,635	\$ 290,532
4104 Salaries - Overtime	30,818	5,000	15,350	13,840
4106 Social Security/Medicare	15,176	18,143	10,780	23,154
4107 TMRS	30,073	34,695	26,152	43,511
4108 Health & Life Insurance	27,379	50,200	42,055	72,324
4109 Workers Compensation	1,256	1,880	1,066	2,361
4114 Section 125 Admin Fee	48	135	59	180
4117 Health Savings Account	-	-	-	-
<b>Total Personnel &amp; Related</b>	<b><u>278,970</u></b>	<b><u>343,911</u></b>	<b><u>240,097</u></b>	<b><u>445,902</u></b>
<b><u>4200 SERVICES</u></b>				
4231 Equipment Rental	-	21,600	7,200	21,600
4239 Audit Fee	2,000	2,000	2,000	2,000
4250 Training & Travel	5,980	6,323	6,270	828
4252 Dues & Fees	-	-	-	-
4252 Vehicle Registrations	-	-	57	1,436
4279 Software - Other	57,196	62,817	57,269	65,626
4290 Contract Labor	-	-	-	1,970
<b>Total Services</b>	<b><u>65,176</u></b>	<b><u>92,740</u></b>	<b><u>72,796</u></b>	<b><u>93,460</u></b>
<b><u>4300 SUPPLIES</u></b>				
4304 Data Processing Supplies	-	-	-	699
4305 Printing	-	8,500	1,842	-
4307 Postage	2	135	1,751	185
4308 Small Tools & Minor Equipment	90,379	164,815	164,779	120,536
4311 Uniforms	-	800	-	-
4314 Protective Clothing	6,750	-	-	-
<b>Total Supplies</b>	<b><u>97,130</u></b>	<b><u>174,250</u></b>	<b><u>168,372</u></b>	<b><u>121,420</u></b>
<b><u>4400 REPAIRS &amp; MAINTENANCE</u></b>				
4402 Machinery & Equipment	-	-	-	-
<b>Total Repairs &amp; Maintenance</b>	<b><u>-</u></b>	<b><u>-</u></b>	<b><u>-</u></b>	<b><u>-</u></b>
<b><u>4900 CAPITAL OUTLAY</u></b>				
4902 Buildings	-	1,650,000	1,648,906	-
4904 Machinery & Equipment	-	168,672	168,500	194,360
4906 Automobiles & Light Trucks	-	265,318	263,208	205,796
4908 Lease Purchase	2,054	49,972	49,972	-
<b>Total Capital Outlay</b>	<b><u>2,054</u></b>	<b><u>2,133,962</u></b>	<b><u>2,130,586</u></b>	<b><u>400,156</u></b>

**CITY OF DEER PARK  
 CRIME CONTROL AND PREVENTION DISTRICT (CCPD)  
 2016-2017 ANNUAL BUDGET**

DESCRIPTION	ACTUAL 14-15	BUDGET 15-16	ESTIMATED 15-16	ADOPTED 16-17
TOTAL OPERATING BUDGET	443,329	2,744,863	2,611,851	1,060,938
Transition Fund	<u>-</u>	<u>-</u>	<u>-</u>	<u>259,062</u>
TOTAL EXPENDITURES	<u>\$ 443,329</u>	<u>\$ 2,744,863</u>	<u>\$ 2,611,851</u>	<u>\$ 1,320,000</u>

**CITY OF DEER PARK**  
**FIRE CONTROL, PREVENTION, AND EMERGENCY MEDICAL SERVICES**  
**DISTRICT**

The purpose of the Deer Park Fire Control, Prevention, and Emergency Medical Services District ("FCPEMSD") is to enhance fire control and prevention and emergency medical services programs in the City. Authority for the FCPEMSD is provided by Texas Local Government Code, Chapter 344, known as the Fire Control, Prevention, and Emergency Medical Services District Act. On May 11, 2011, voters in the City of Deer Park approved the FCPEMSD for a period of five years and the related fund was established by a dedicated one-fourth of one percent sales and use tax that became effective on October 1, 2011. On May 7, 2016, voters authorized continuation of the FCPEMSD for a period of 10 years, which includes continuation of the dedicated one-fourth of one percent sales and use tax.

The FCPEMSD is governed by a seven member board appointed by the City Council.

**CITY OF DEER PARK  
 FIRE CONTROL, PREVENTION AND EMS DISTRICT (FCPEMSD)  
 2016-2017 ANNUAL BUDGET**

**REVENUE SUMMARY**

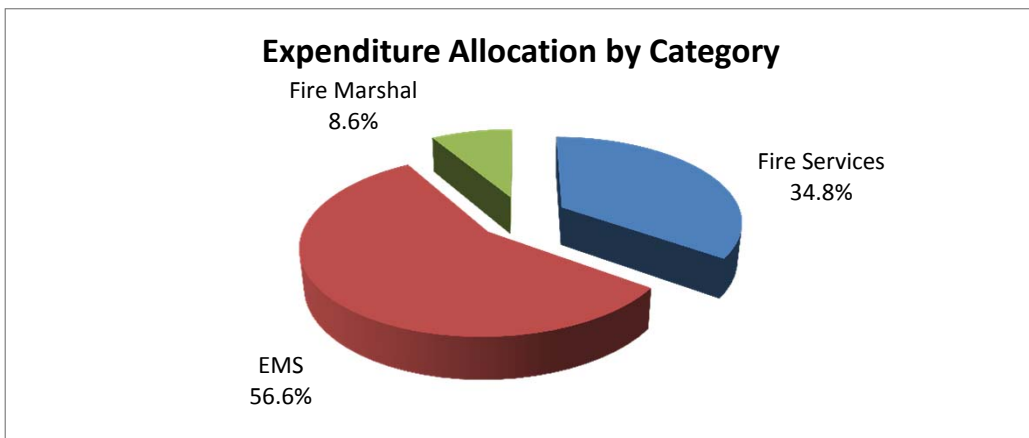
	<b>ACTUAL</b>	<b>BUDGET</b>	<b>ESTIMATED</b>	<b>PROJECTED</b>
	<b>14-15</b>	<b>15-16</b>	<b>15-16</b>	<b>16-17</b>
Tax Revenue	\$ 1,528,224	\$ 1,260,000	\$ 1,385,000	\$ 1,320,000
Other Revenue	725	-	-	-
Prior Year Revenue	-	53,285	-	316,312
<b>Total Revenue</b>	<b><u>\$ 1,528,949</u></b>	<b><u>\$ 1,313,285</u></b>	<b><u>\$ 1,385,000</u></b>	<b><u>\$ 1,636,312</u></b>

**CITY OF DEER PARK  
 FIRE CONTROL, PREVENTION AND EMS DISTRICT (FCPEMSD)  
 2016-2017 ANNUAL BUDGET**

	ACTUAL 14-15	BUDGET 15-16	ESTIMATED 15-16	PROJECTED 16-17
<b><u>3100 TAX REVENUE</u></b>				
3120 Sales Tax Revenue	\$ 1,528,224	\$ 1,260,000	\$ 1,385,000	\$ 1,320,000
Total Tax Revenue	<u>1,528,224</u>	<u>1,260,000</u>	<u>1,385,000</u>	<u>1,320,000</u>
<b><u>3600 OTHER REVENUE</u></b>				
3620 Investment Revenue	<u>725</u>	<u>-</u>	<u>-</u>	<u>-</u>
Total Other Revenue	<u>725</u>	<u>-</u>	<u>-</u>	<u>-</u>
Prior Year Revenue	<u>-</u>	<u>53,285</u>	<u>-</u>	<u>316,312</u>
<b>TOTAL REVENUE</b>	<b><u>\$ 1,528,949</u></b>	<b><u>\$ 1,313,285</u></b>	<b><u>\$ 1,385,000</u></b>	<b><u>\$ 1,636,312</u></b>

**CITY OF DEER PARK  
2016-2017 ANNUAL BUDGET  
FIRE CONTROL, PREVENTION AND EMS DISTRICT EXPENDITURE SUMMARY**

DEPARTMENT	ACTUAL 14-15	BUDGET 15-16	ESTIMATED 15-16	ADOPTED 16-17
<b><u>FIRE SERVICES</u></b>				
Personnel & Related	\$ -	\$ -	\$ -	\$ -
Services	33,939	75,000	100,000	106,000
Supplies	276,945	105,600	100,900	113,100
Repairs & Maintenance	83,141	118,000	94,000	94,000
Other Operating Expenditures	-	90,000	90,000	-
Capital Outlay	1,500	60,000	57,000	256,000
<b>Total Fire Services</b>	<b><u>395,525</u></b>	<b><u>448,600</u></b>	<b><u>441,900</u></b>	<b><u>569,100</u></b>
<b><u>EMERGENCY MEDICAL SERVICES</u></b>				
Personnel & Related	218,792	341,050	355,925	565,740
Services	105,413	96,830	66,500	84,330
Supplies	4,777	27,150	26,500	63,066
Repairs & Maintenance	16,567	42,000	39,000	45,500
Capital Outlay	-	240,000	302,075	168,000
<b>Total Emergency Medical Services</b>	<b><u>345,549</u></b>	<b><u>747,030</u></b>	<b><u>790,000</u></b>	<b><u>926,636</u></b>
<b><u>FIRE MARSHAL</u></b>				
Personnel & Related	80,808	88,979	73,706	84,276
Services	20,445	25,300	24,100	36,300
Supplies	-	2,000	1,700	2,000
Repairs & Maintenance	275	8,000	6,500	7,000
Capital Outlay	-	-	-	11,000
<b>Total Fire Marshal</b>	<b><u>101,528</u></b>	<b><u>124,279</u></b>	<b><u>106,006</u></b>	<b><u>140,576</u></b>
<b>TOTAL EXPENDITURES</b>	<b><u>\$ 842,602</u></b>	<b><u>\$ 1,319,909</u></b>	<b><u>\$ 1,337,906</u></b>	<b><u>\$ 1,636,312</u></b>





**CITY OF DEER PARK  
 FIRE CONTROL, PREVENTION AND EMS DISTRICT (FCPEMSD)  
 2016-2017 ANNUAL BUDGET**

**EXPENDITURE SUMMARY**

**304 - FIRE SERVICES**

DESCRIPTION	ACTUAL 14-15	BUDGET 15-16	ESTIMATED 15-16	ADOPTED 16-17
Personnel & Related	\$ -	\$ -	\$ -	\$ -
Services	33,939	75,000	100,000	106,000
Supplies	276,945	105,600	100,900	113,100
Repairs & Maintenance	83,141	118,000	94,000	94,000
Other Operating Expenditures	-	90,000	90,000	-
Capital Outlay	1,500	60,000	57,000	256,000
<b>Total Expenditures</b>	<b>\$ 395,525</b>	<b>\$ 448,600</b>	<b>\$ 441,900</b>	<b>\$ 569,100</b>

**PROGRAM DESCRIPTION**

Fire Services include fire suppression and EMS services for the protection of life and property against fire and other disasters. The City currently has three fire stations.

**CITY OF DEER PARK  
FIRE CONTROL, PREVENTION AND EMS DISTRICT (FCPEMSD)  
2016-2017 ANNUAL BUDGET**

**304 - FIRE SERVICES**

DESCRIPTION	ACTUAL 14-15	BUDGET 15-16	ESTIMATED 15-16	ADOPTED 16-17
<b><u>4100 PERSONNEL &amp; RELATED</u></b>				
4101 Salaries - Full Time	\$ -	\$ -	\$ -	\$ -
4102 Salaries - Part Time	-	-	-	-
4104 Salaries - Overtime	-	-	-	-
4106 Social Security/Medicare	-	-	-	-
4107 TMRS	-	-	-	-
4108 Health & Life Insurance	-	-	-	-
4109 Workers Compensation	-	-	-	-
<b>Total Personnel &amp; Related</b>	<b>-</b>	<b>-</b>	<b>-</b>	<b>-</b>
<b><u>4200 SERVICES</u></b>				
4219 Mobile Technology	-	-	-	6,000
4239 Audit Fees	2,000	2,000	2,000	2,000
4252 Dues & Fees	-	1,000	500	1,000
4254 Inspections & Permits	14,935	13,000	13,000	13,000
4255 Community & Employee Awards	3,195	5,000	4,500	-
4256 Santa Around Town	646	-	-	-
4279 Softare - Other	706	-	-	-
4290 Contract Labor	12,458	54,000	80,000	84,000
<b>Total Services</b>	<b>33,939</b>	<b>75,000</b>	<b>100,000</b>	<b>106,000</b>
<b><u>4300 SUPPLIES</u></b>				
4301 Office Supplies	-	2,000	500	2,000
4303 Operational Supplies	14,341	6,000	5,000	13,000
4307 Postage	7	100	100	100
4308 Small Tools & Minor Equipment	197,551	17,500	16,800	25,000
4314 Protective Clothing	65,046	70,000	70,000	70,000
4346 Election Supplies	-	5,000	5,000	-
4348 Books	-	5,000	3,500	3,000
<b>Total Supplies</b>	<b>276,945</b>	<b>105,600</b>	<b>100,900</b>	<b>113,100</b>

**CITY OF DEER PARK  
 FIRE CONTROL, PREVENTION AND EMS DISTRICT (FCPEMSD)  
 2016-2017 ANNUAL BUDGET**

**304 - FIRE SERVICES**

DESCRIPTION	ACTUAL 14-15	BUDGET 15-16	ESTIMATED 15-16	ADOPTED 16-17
<b><u>4400 REPAIRS &amp; MAINTENANCE</u></b>				
4401 Vehicles	31,685	26,000	20,000	23,000
4402 Machinery & Equipment	3,419	10,000	8,000	16,000
4404 Buildings	29,351	37,000	26,000	18,000
4405 Radios	4,470	10,000	8,000	10,000
4413 Drill Field	14,216	28,000	25,000	20,000
4430 Furniture & Fixtures	-	7,000	7,000	7,000
<b>Total Repairs &amp; Maintenance</b>	<b><u>83,141</u></b>	<b><u>118,000</u></b>	<b><u>94,000</u></b>	<b><u>94,000</u></b>
<b><u>4500 OTHER OPERATING EXP.</u></b>				
4510 Contingency	-	30,000	30,000	-
4511 Salary Contingency	-	60,000	60,000	-
<b>Total Other Operating Expenditures</b>	<b><u>-</u></b>	<b><u>90,000</u></b>	<b><u>90,000</u></b>	<b><u>-</u></b>
<b><u>4900 CAPITAL OUTLAY</u></b>				
4903 Improvements Other Than Bldgs.	-	-	-	156,000
4904 Machinery & Equipment	-	60,000	57,000	5,000
4906 Automobiles & Light Trucks	-	-	-	-
4907 Large Trucks/Heavy Rolling Stock	-	-	-	95,000
4908 Lease Purchase	1,500	-	-	-
4941 Consulting Engineer Fee	-	-	-	-
<b>Total Capital Outlay</b>	<b><u>1,500</u></b>	<b><u>60,000</u></b>	<b><u>57,000</u></b>	<b><u>256,000</u></b>
<b>TOTAL EXPENDITURES</b>	<b><u>\$ 395,525</u></b>	<b><u>\$ 448,600</u></b>	<b><u>\$ 441,900</u></b>	<b><u>\$ 569,100</u></b>

**CITY OF DEER PARK  
 FIRE CONTROL, PREVENTION AND EMS DISTRICT (FCPEMSD)  
 2016-2017 ANNUAL BUDGET**

**EXPENDITURE SUMMARY**

**305 - EMERGENCY MEDICAL SERVICES**

DESCRIPTION	ACTUAL 14-15	BUDGET 15-16	ESTIMATED 15-16	ADOPTED 16-17
Personnel & Related	\$ 218,792	\$ 341,050	\$ 355,925	\$ 565,740
Services	105,413	96,830	66,500	84,330
Supplies	4,777	27,150	26,500	63,066
Repairs & Maintenance	16,567	42,000	39,000	45,500
Capital Outlay	-	240,000	302,075	168,000
<b>Total Expenditures</b>	<b>\$ 345,549</b>	<b>\$ 747,030</b>	<b>\$ 790,000</b>	<b>\$ 926,636</b>

**PERSONNEL SCHEDULE**

EMS Captain	0	0	0	2
Paramedic Supervisor	2	2	2	0
Paramedics	0	2	2	4

**PROGRAM DESCRIPTION**

Emergency Medical Services include emergency medical treatment and ambulance transportation as needed.

**CITY OF DEER PARK  
FIRE CONTROL, PREVENTION AND EMS DISTRICT (FCPEMSD)  
2016-2017 ANNUAL BUDGET**

**305 - EMERGENCY MEDICAL SERVICES**

DESCRIPTION	ACTUAL 14-15	BUDGET 15-16	ESTIMATED 15-16	ADOPTED 16-17
<b><u>4100 PERSONNEL &amp; RELATED</u></b>				
4101 Salaries - Full Time	\$ 133,739	\$ 217,623	\$ 205,000	\$ 317,801
4102 Salaries - Part Time	-	-	-	-
4104 Salaries - Overtime	34,993	26,000	62,800	80,000
4106 Social Security/Medicare	12,744	18,550	20,150	30,323
4107 TMRS	24,731	35,476	36,100	56,735
4108 Health & Life Insurance	7,489	39,696	28,500	72,732
4109 Workers Compensation	5,049	3,570	2,030	6,724
4114 Section 125 Admin Fee	48	135	45	135
4117 Health Savings Account	-	-	1,300	1,290
<b>Total Personnel &amp; Related</b>	<b><u>218,792</u></b>	<b><u>341,050</u></b>	<b><u>355,925</u></b>	<b><u>565,740</u></b>
<b><u>4200 SERVICES</u></b>				
4219 Mobile Technology	-	-	-	4,000
4252 Dues & Fees	3,706	4,130	4,000	4,130
4255 Community & Employee Awards	-	-	-	5,000
4279 Software - Other	15,014	17,700	17,500	17,700
4290 Contract Labor	86,693	75,000	45,000	53,500
<b>Total Services</b>	<b><u>105,413</u></b>	<b><u>96,830</u></b>	<b><u>66,500</u></b>	<b><u>84,330</u></b>
<b><u>4300 SUPPLIES</u></b>				
4301 Office Supplies	-	-	-	-
4303 Operational Supplies	-	12,600	11,000	26,600
4308 Small Tools & Minor Equipment	4,777	13,050	14,500	34,966
4348 Books	-	1,500	1,000	1,500
<b>Total Supplies</b>	<b><u>4,777</u></b>	<b><u>27,150</u></b>	<b><u>26,500</u></b>	<b><u>63,066</u></b>
<b><u>4400 REPAIRS &amp; MAINTENANCE</u></b>				
4401 Vehicles	2,412	21,000	18,000	16,000
4402 Machinery & Equipment	14,156	21,000	21,000	29,500
<b>Total Repairs &amp; Maintenance</b>	<b><u>16,567</u></b>	<b><u>42,000</u></b>	<b><u>39,000</u></b>	<b><u>45,500</u></b>

**CITY OF DEER PARK  
 FIRE CONTROL, PREVENTION AND EMS DISTRICT (FCPEMSD)  
 2016-2017 ANNUAL BUDGET**

**305 - EMERGENCY MEDICAL SERVICES**

DESCRIPTION	ACTUAL 14-15	BUDGET 15-16	ESTIMATED 15-16	ADOPTED 16-17
<b><u>4900 CAPITAL OUTLAY</u></b>				
4904 Machinery & Equipment	-	50,000	30,000	-
4907 Large Trucks/Heavy Rolling Stock	-	190,000	272,075	168,000
<b>Total Capital Outlay</b>	-	<b>240,000</b>	<b>302,075</b>	<b>168,000</b>
<b>TOTAL EXPENDITURES</b>	<b><u>\$ 345,549</u></b>	<b><u>\$ 747,030</u></b>	<b><u>\$ 790,000</u></b>	<b><u>\$ 926,636</u></b>

**CITY OF DEER PARK  
 FIRE CONTROL, PREVENTION AND EMS DISTRICT (FCPEMSD)  
 2016-2017 ANNUAL BUDGET**

**EXPENDITURE SUMMARY**

**307 - FIRE MARSHAL**

DESCRIPTION	ACTUAL 14-15	BUDGET 15-16	ESTIMATED 15-16	ADOPTED 16-17
Personnel & Related	\$ 80,808	\$ 88,979	\$ 73,706	\$ 84,276
Services	20,445	25,300	24,100	36,300
Supplies	-	2,000	1,700	2,000
Repairs & Maintenance	275	8,000	6,500	7,000
Capital Outlay	-	-	-	11,000
<b>Total Expenditures</b>	<b><u>\$ 101,528</u></b>	<b><u>\$ 124,279</u></b>	<b><u>\$ 106,006</u></b>	<b><u>\$ 140,576</u></b>

**PERSONNEL SCHEDULE**

Fire Marshal Inspector	1	1	1	1
------------------------	---	---	---	---

**PROGRAM DESCRIPTION**

The Fire Marshal's office is responsible for inspections and enforcement of the City's Fire Code as well as fire investigations. The Fire Marshal also designs and presents fire safety education programs in the community.

**CITY OF DEER PARK  
 FIRE CONTROL, PREVENTION AND EMS DISTRICT (FCPEMSD)  
 2016-2017 ANNUAL BUDGET**

**307 - FIRE MARSHAL**

DESCRIPTION	ACTUAL 14-15	BUDGET 15-16	ESTIMATED 15-16	ADOPTED 16-17
<b><u>4100 PERSONNEL &amp; RELATED</u></b>				
4101 Salaries - Full Time	\$ 53,937	\$ 54,966	\$ 54,750	\$ 56,843
4104 Salaries - Overtime	590	6,000	850	6,000
4106 Social Security/Medicare	4,110	4,643	4,250	4,779
4107 TMRS	7,992	8,879	7,600	8,968
4108 Health & Life Insurance	6,305	6,624	4,900	6,012
4109 Workers Compensation	1,570	1,243	711	1,029
4114 Section 125 Admin Fee	6,305	6,624	-	-
4117 Health Savings Account	-	-	645	645
<b>Total Personnel &amp; Related</b>	<b><u>80,808</u></b>	<b><u>88,979</u></b>	<b><u>73,706</u></b>	<b><u>84,276</u></b>
<b><u>4200 SERVICES</u></b>				
4219 Mobile Technology	-	-	-	2,000
4255 Community/Employee Affairs	-	3,500	2,800	3,500
4279 Software - Other	3,445	4,000	3,500	13,000
4290 Contract Labor	<u>17,000</u>	<u>17,800</u>	<u>17,800</u>	<u>17,800</u>
<b>Total Services</b>	<b><u>20,445</u></b>	<b><u>25,300</u></b>	<b><u>24,100</u></b>	<b><u>36,300</u></b>
<b><u>4300 SUPPLIES</u></b>				
4303 Operational Supplies	-	500	500	500
4308 Small Tools & Minor Equipment	-	<u>1,500</u>	<u>1,200</u>	<u>1,500</u>
<b>Total Supplies</b>	<b><u>-</u></b>	<b><u>2,000</u></b>	<b><u>1,700</u></b>	<b><u>2,000</u></b>
<b><u>4400 REPAIRS &amp; MAINTENANCE</u></b>				
4401 Vehicles	275	5,000	4,000	4,000
4402 Machinery & Equipment	-	<u>3,000</u>	<u>2,500</u>	<u>3,000</u>
<b>Total Repairs &amp; Maintenance</b>	<b><u>275</u></b>	<b><u>8,000</u></b>	<b><u>6,500</u></b>	<b><u>7,000</u></b>



**CITY OF DEER PARK  
 FIRE CONTROL, PREVENTION AND EMS DISTRICT (FCPEMSD)  
 2016-2017 ANNUAL BUDGET**

**307 - FIRE MARSHAL**

DESCRIPTION	ACTUAL 14-15	BUDGET 15-16	ESTIMATED 15-16	ADOPTED 16-17
<b><u>4900 CAPITAL OUTLAY</u></b>				
4904 Machinery & Equipment	-	-	-	11,000
4906 Automobiles & Light Trucks	-	-	-	-
<b>Total Capital Outlay</b>	<b>-</b>	<b>-</b>	<b>-</b>	<b>11,000</b>
<b>TOTAL EXPENDITURES</b>	<b><u>\$ 101,528</u></b>	<b><u>\$ 124,279</u></b>	<b><u>\$ 106,006</u></b>	<b><u>\$ 140,576</u></b>

## **DEER PARK COMMUNITY DEVELOPMENT CORPORATION**

The Deer Park Community Development Corporation ("DPCDC" or "Corporation") is a fund established by a dedicated one-half of one percent sales and use tax approved by the voters in May 2015 for economic development purposes. The authority for the DPCDC is provided by Texas Local Government Code, Chapter 505, Type B Corporations. The Corporation is governed by a seven member board appointed by the City Council. The DPCDC was formed for the purpose of financing the following public park purposes and events as authorized by Chapter 505 and the Election: (a) replacement of restroom facilities in Dow Park with a new pavilion structure that includes a stage, restrooms, and a concession stand; (b) renovation and expansion of the Community Center and Gym to include an indoor pool; (c) expansion of the existing Maxwell Center and parking lot; (d) renovation of baseball fields including but not limited to the Spencerview sports complex (Durant Fields); (e) renovation of the girls softball facilities at the Youth Sports Complex; (f) development of soccer fields; and (g) the development of hike and bike trails.

The dedicated one-half of one percent sales and use tax became effective on October 1, 2015 and the first sales tax receipts for the Corporation were received in December 2015.

**CITY OF DEER PARK  
2016-2017 ANNUAL BUDGET  
DEER PARK COMMUNITY DEVELOPMENT CORPORATION (DPCDC)**

**REVENUE SUMMARY**

DESCRIPTION	ACTUAL 14-15	BUDGET 15-16	ESTIMATED 15-16	PROJECTED 16-17
Tax Revenue	\$ -	\$ 2,300,000	\$ 2,600,000	\$ 2,400,000
Other Revenue	-	400	2,600	3,600
Prior Year Revenue	-	-	-	892,996
<b>Total Revenue</b>	<b>\$ -</b>	<b>\$ 2,300,400</b>	<b>\$ 2,602,600</b>	<b>\$ 3,296,596</b>

**CITY OF DEER PARK**  
**2016-2017 ANNUAL BUDGET**  
**DEER PARK COMMUNITY DEVELOPMENT CORPORATION (DPCDC)**

DESCRIPTION	ACTUAL 14-15	BUDGET 15-16	ESTIMATED 15-16	PROJECTED 16-17
<b><u>3100 TAX REVENUE</u></b>				
3120 Sales Tax Revenue	\$ -	\$ 2,300,000	\$ 2,600,000	\$ 2,400,000
<b>Total Tax Revenue</b>	<b>-</b>	<b>2,300,000</b>	<b>2,600,000</b>	<b>2,400,000</b>
<b><u>3600 OTHER REVENUE</u></b>				
3620 Investment Revenue	-	400	2,600	3,600
<b>Total Other Revenue</b>	<b>-</b>	<b>400</b>	<b>2,600</b>	<b>3,600</b>
<b>Prior Year Revenue</b>	<b>-</b>	<b>-</b>	<b>-</b>	<b>892,996</b>
<b>TOTAL REVENUE</b>	<b>\$ -</b>	<b>\$ 2,300,400</b>	<b>\$ 2,602,600</b>	<b>\$ 3,296,596</b>

**CITY OF DEER PARK  
2016-2017 ANNUAL BUDGET  
DEER PARK COMMUNITY DEVELOPMENT CORPORATION (DPCDC)  
EXPENDITURE SUMMARY**

DEPARTMENT	ACTUAL 14-15	BUDGET 15-16	ESTIMATED 15-16	ADOPTED 16-17
Total DPCDC Services	\$ -	\$ 1,838,069	\$ 748,152	\$ 3,296,596
<b>TOTAL EXPENDITURES</b>	<b>\$ -</b>	<b>\$ 1,838,069</b>	<b>\$ 748,152</b>	<b>\$ 3,296,596</b>

**CITY OF DEER PARK  
2016-2017 ANNUAL BUDGET  
DEER PARK COMMUNITY DEVELOPMENT CORPORATION (DPCDC)**

**EXPENDITURE SUMMARY**

DESCRIPTION	ACTUAL 14-15	BUDGET 15-16	ESTIMATED 15-16	ADOPTED 16-17
Services	\$ -	\$ 3,900	\$ 600	\$ 4,400
Supplies	-	300	125	1,500
Other Operating Expenditures	-	283,869	747,427	3,290,696
Capital Outlay	-	1,550,000	-	-
<b>Total Expenditures</b>	<b>\$ -</b>	<b>\$ 1,838,069</b>	<b>\$ 748,152</b>	<b>\$ 3,296,596</b>

**PROGRAM DESCRIPTION**

Chapter 505 of the Texas Local Government Code authorizes the use of Type B economic development sales tax for public park purposes and events through a development corporation appointed by City Council. The DPCDC is a Type B Corporation, and in accordance with state law, the City has adopted a 0.50% sales tax to fund the projects approved by the voters on May 9, 2015.

**CITY OF DEER PARK  
2016-2017 ANNUAL BUDGET  
DEER PARK COMMUNITY DEVELOPMENT CORPORATION (DPCDC)**

DESCRIPTION	ACTUAL 14-15	BUDGET 15-16	ESTIMATED 15-16	ADOPTED 16-17
<b><u>4200 SERVICES</u></b>				
4201 Public Notices	\$ -	\$ 1,000	\$ 200	\$ 1,900
4239 Audit Fee	-	2,000	-	2,000
4250 Training & Travel	-	500	-	500
4252 Dues & Fees	-	400	400	-
<b>Total Services</b>	<u>-</u>	<u>3,900</u>	<u>600</u>	<u>4,400</u>
<b><u>4300 SUPPLIES</u></b>				
4301 Office Supplies	-	100	50	100
4305 Printing	-	100	50	1,300
4307 Postage	-	100	25	100
<b>Total Supplies</b>	<u>-</u>	<u>300</u>	<u>125</u>	<u>1,500</u>
<b><u>4500 OTHER OPERATING EXP.</u></b>				
4525 Other Bond Related Fees	-	-	80,100	23,500
4530 Operating Transfers	-	283,869	667,327	3,267,196
<b>Total Operating Transfers</b>	<u>-</u>	<u>283,869</u>	<u>747,427</u>	<u>3,290,696</u>
<b><u>4900 CAPITAL OUTLAY</u></b>				
4902 Buildings	-	1,500,000	-	-
4903 Improvements Other Than Bldgs.	-	50,000	-	-
<b>Total Capital Outlay</b>	<u>-</u>	<u>1,550,000</u>	<u>-</u>	<u>-</u>
<b>TOTAL EXPENDITURES</b>	<u>\$ -</u>	<u>\$ 1,838,069</u>	<u>\$ 748,152</u>	<u>\$ 3,296,596</u>

**DEER PARK COMMUNITY DEVELOPMENT CORPORATION (DPCDC)  
2015 - 2016 ANNUAL BUDGET  
ANNUAL DEBT SERVICE PAYMENTS**

**CERTIFICATES OF OBLIGATION, SERIES 2016  
(Issued by the City of Deer Park)  
\$9,450,000 dated February 16, 2016  
Interest Rate: 1.59%**

<u>DUE IN FISCAL YEAR</u>	<u>INTEREST RATE</u>	<u>DUE MAR. 15</u>		<u>DUE SEP. 15</u>	<u>ANNUAL TOTAL</u>
		<u>PRINCIPAL</u>	<u>INTEREST</u>	<u>INTEREST</u>	
2017	4.250%	\$ 2,020,000.00	\$ 75,127.50	\$ 59,068.50	\$ 2,154,196.00
2018	4.250%	1,780,000.00	59,068.50	44,917.50	1,883,986.00
2019	4.250%	665,000.00	44,917.50	39,630.75	749,548.25
2020	4.250%	680,000.00	39,630.75	34,224.75	753,855.50
2021	4.250%	690,000.00	34,224.75	28,739.25	752,964.00
2022	4.250%	700,000.00	28,739.25	23,174.25	751,913.50
2023	4.250%	710,000.00	23,174.25	17,529.75	750,704.00
2024	4.250%	725,000.00	17,529.75	11,766.00	754,295.75
2025	4.250%	735,000.00	11,766.00	5,922.75	752,688.75
2026	4.250%	<u>745,000.00</u>	<u>5,922.75</u>	<u>-</u>	<u>750,922.75</u>
TOTAL		<u>\$ 9,450,000.00</u>	<u>\$ 340,101.00</u>	<u>\$ 264,973.50</u>	<u>\$ 10,055,074.50</u>



**CITY OF DEER PARK  
2016 - 2017 ANNUAL BUDGET  
ANNUAL DEBT SERVICE PAYMENTS**

**PROPOSED CERTIFICATES OF OBLIGATION, SERIES 2017  
\$2,700,000 dated February 1, 2017  
Interest Rate: 3.75%**

<u>DUE IN FISCAL YEAR</u>	<u>INTEREST RATE</u>	<u>DUE MAR. 15</u>		<u>DUE SEP. 15</u>	<u>ANNUAL TOTAL</u>
		<u>PRINCIPAL</u>	<u>INTEREST</u>	<u>INTEREST</u>	
2017	3.750%	\$ -	\$ -	\$ 63,000.00	\$ 63,000.00
2018	3.750%	-	50,625.00	50,625.00	101,250.00
2019	3.750%	345,000.00	50,625.00	44,156.25	439,781.25
2020	3.750%	355,000.00	44,156.25	37,500.00	436,656.25
2021	3.750%	370,000.00	37,500.00	30,562.50	438,062.50
2022	3.750%	385,000.00	30,562.50	23,343.75	438,906.25
2023	3.750%	400,000.00	23,343.75	15,843.75	439,187.50
2024	3.750%	415,000.00	15,843.75	8,062.50	438,906.25
2025	3.750%	<u>430,000.00</u>	<u>8,062.50</u>	-	<u>438,062.50</u>
TOTAL		<u>\$ 2,700,000.00</u>	<u>\$ 260,718.75</u>	<u>\$ 273,093.75</u>	<u>\$ 3,233,812.50</u>

This debt represents a portion of the second of two issuances approved for the Deer Park Community Development Corporation, and is being issued to accelerate the girl's softball project. This issuance will be handled through a private placement following a competitive bidding process.